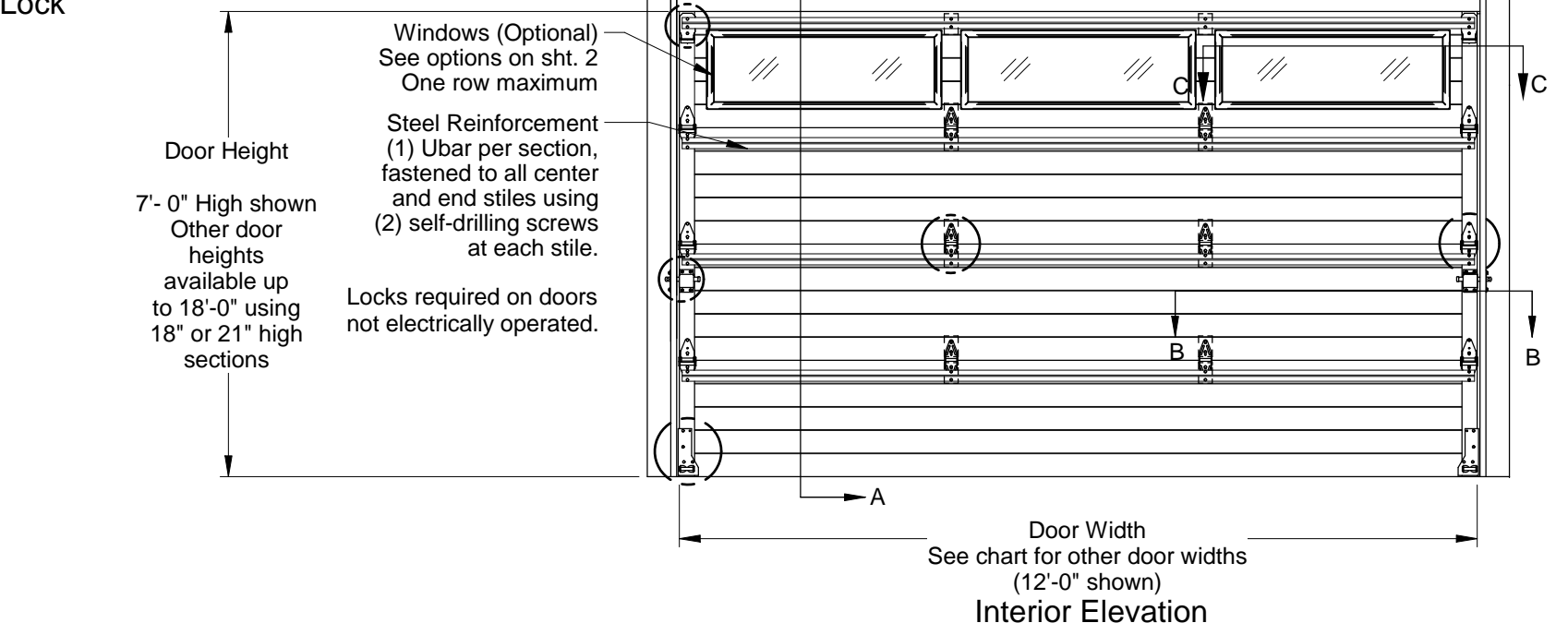


Doors tested per ANSI/DASMA 108 for static air pressure

AP138 / AP138C									
Max. Door Width	Colonial		Ranch			Carriage House			
	Hinges per Section	Design Loads	Hinges per Section	Design Loads	Hinges per Section	Design Loads	Hinges per Section	Design Loads	
8'-0"	1	31.1 -35.1	1	31.1 -35.1	1	31.1 -35.1	1	31.1 -35.1	
9'-0"	1	27.6 -31.2	1	27.6 -31.2	1	27.6 -31.2	1	27.6 -31.2	
10'-0"	2	25.7 -28.4	1	N/A	N/A	1	N/A	N/A	
12'-0"	2	21.4 -23.7	2	21.4 -23.7	2	21.4 -23.7	2	21.4 -23.7	
AP200 / AP200C									
Max. Door Width	Colonial		Ranch			Carriage House			
	Hinges per Section	Design Loads	Hinges per Section	Design Loads	Hinges per Section	Design Loads	Hinges per Section	Design Loads	
8'-0"	1	48.6 -55.0	1	48.6 -55.0	1	48.6 -55.0	1	48.6 -55.0	
9'-0"	1	43.2 -48.9	1	43.2 -48.9	1	43.2 -48.9	1	43.2 -48.9	
10'-0"	2	35.0 -39.6	1	N/A	N/A	1	N/A	N/A	
12'-0"	2	24.3 -27.5	2	24.3 -27.5	2	24.3 -27.5	2	24.3 -27.5	

John E. Scates  
2560 King Arthur Blvd, Ste 124-54  
Lewisville, TX 75056  
FL PE #51737  
TX PE #56308-f2203

Professional Engineer's seal provided only for verification of wind load construction details



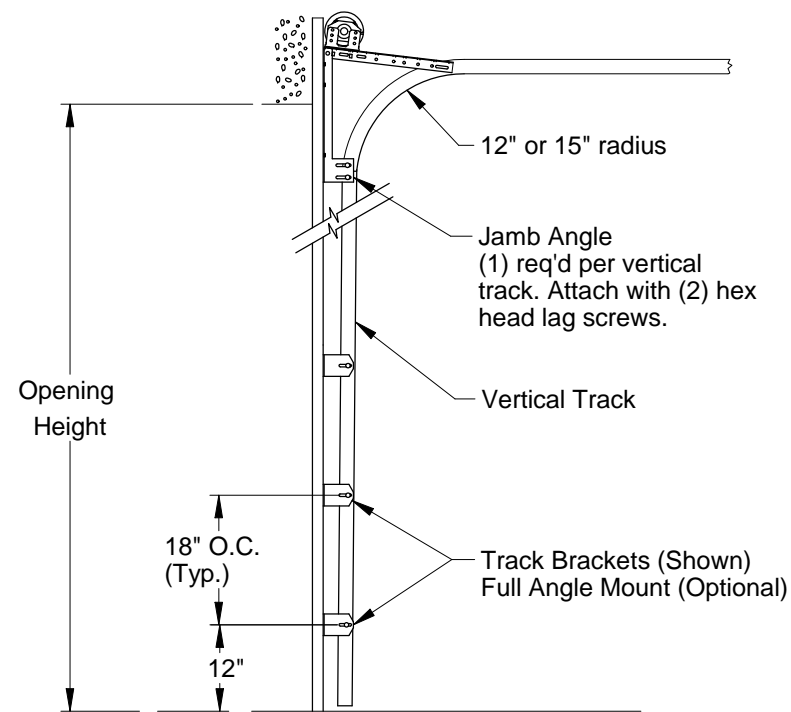
Rev.	Description	ECO	Date	ECO: 7679.01
B	Removed vent option on sheet 1.	7679.02	12/09/19	Checked by: G. Wedekind
A	New release for production.	7679.01	01/08/19	Date: 01/08/19

Scale: None  
 Drawn by: R. Frey  
 Checked by: G. Wedekind  
 Date: 01/08/19  
 ECO: 7679.01

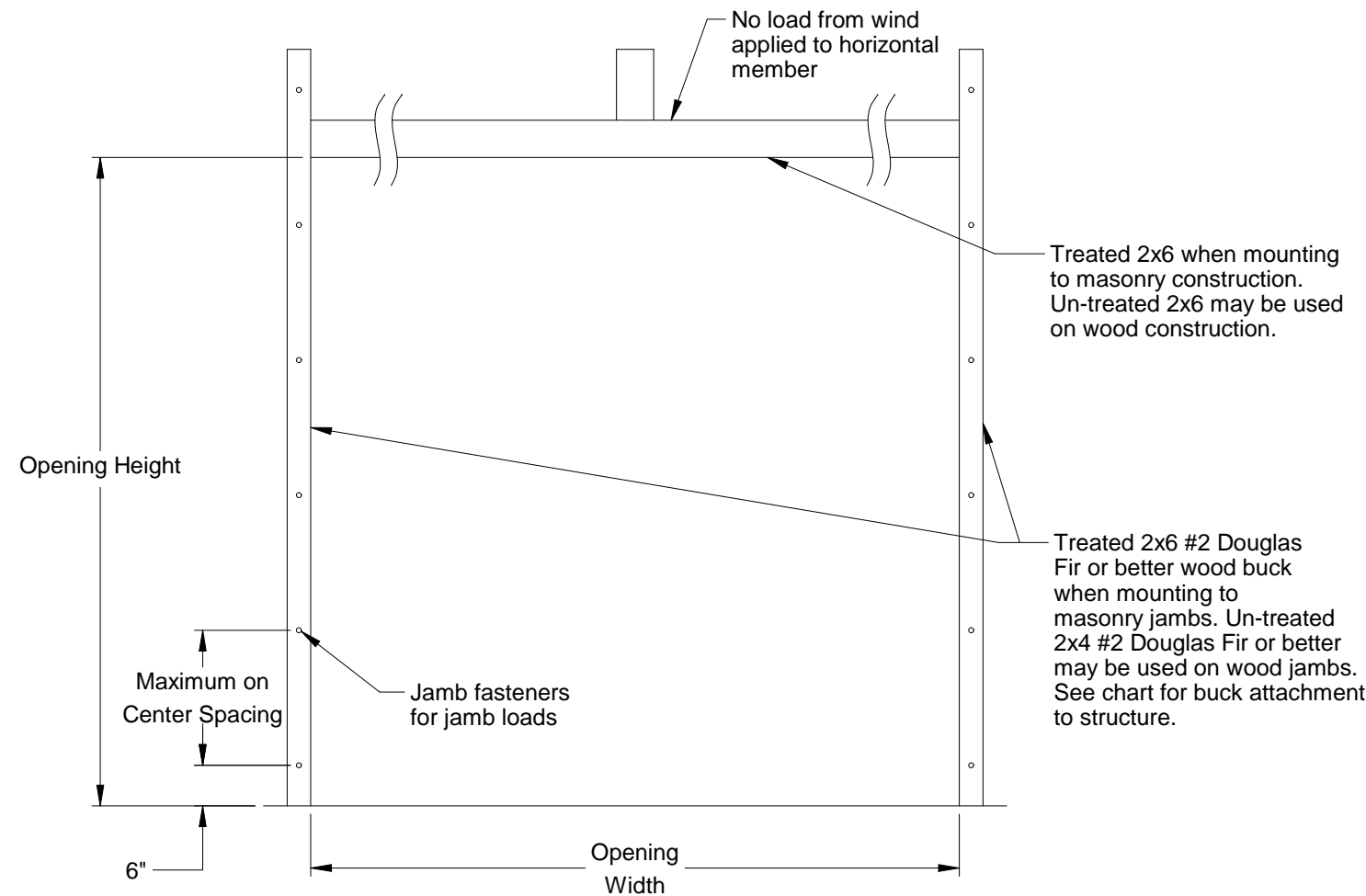
**RAYNOR**  
 1101 East River Road  
 Dixon, IL 61021

Title: Spec, Wind Load Aspen Series

No. **P-2800** Sheet 1 of 3 Rev **B**

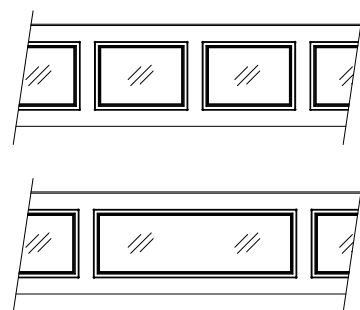


**Typical Track Installation**  
Normal headroom track shown, low headroom, lift clearance and vertical lift track available



**Jamb Attachment Notes:**


1. Maximum Positive Load per Jamb = (9'-0" x 43.2 PSF) / 2 = 195 lbs. per foot.
2. Maximum Negative Load per Jamb = (9'-0" x -48.9 PSF) / 2 = 220 lbs. per foot.
3. Design of the supporting structure shall be the sole responsibility of the building designer and shall be designed for the jamb loads listed in notes 1 and 2.
4. Alternate jamb attachments may be used if approved by a registered Professional Engineer.
5. DASMA Technical Data Sheet TDS-161 may be used for alternate jamb attachments.
6. 3/8" diameter lag screws required 1/16" pilot hole and 1-1/2" minimum required distance.



**Window Options**

Colonial windows  
1/8" DSB OR 1/8" Tempered  
3/4" DSB I.G.  
3/4" Tempered I.G.

Ranch windows  
1/8" DSB OR 1/8" Tempered  
3/4" DSB I.G.  
3/4" Tempered I.G.



John E. Scates  
2560 King Arthur Blvd, Ste 124-54  
Lewisville, TX 75056  
FL PE #51737  
TX PE #56308-f2203

**2x6 Attachment to Structure**

Structure Type	Fastener Type	Minimum Embedment	Minimum Edge Distance	Minimum on Center Spacing	Maximum on Center Spacing	Allowable Tension Load
2500 PSI Min. Concrete	1/4" Tapcon+ (Plus) with 1-1/8" OD Washer	2"	2.5	6"	24"	526
Southern Pine	3/8" x 3" Lag with 1-1/8" OD Washer	1.50"	1.50"	1.50"	24"	655
Spruce Pine Fir	3/8" x 3" LAG with 1-1/8" OD Washer	1.50"	1.50"	1.50"	24"	482

Scale: None
Drawn by: R. Frey
Checked by: G. Wedekind
Date: 01/08/19
ECO: 7679.01




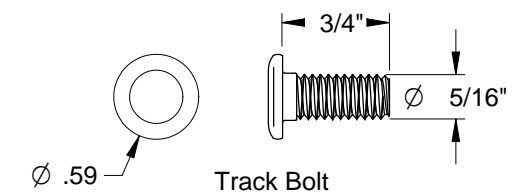
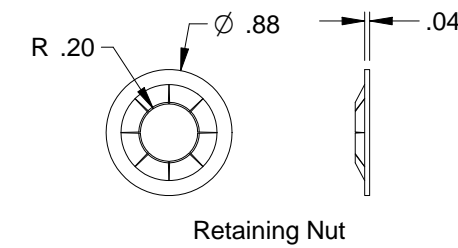
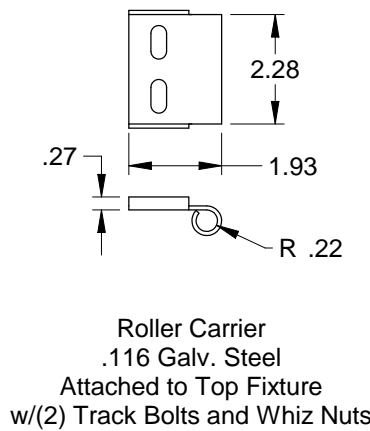
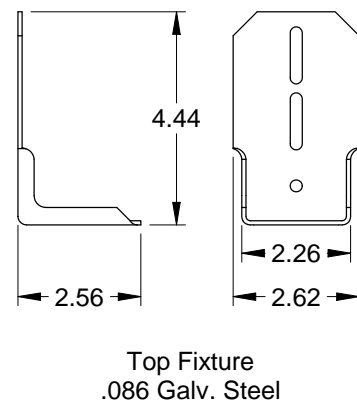
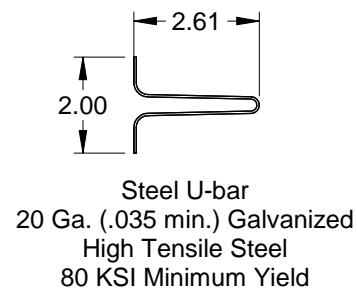
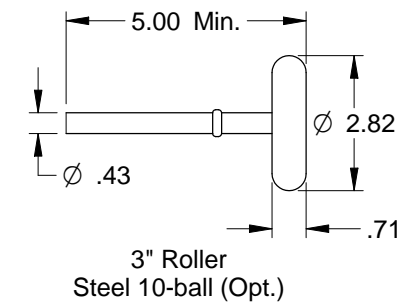
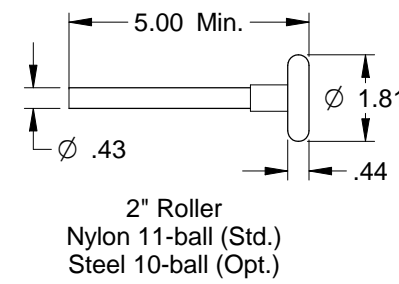
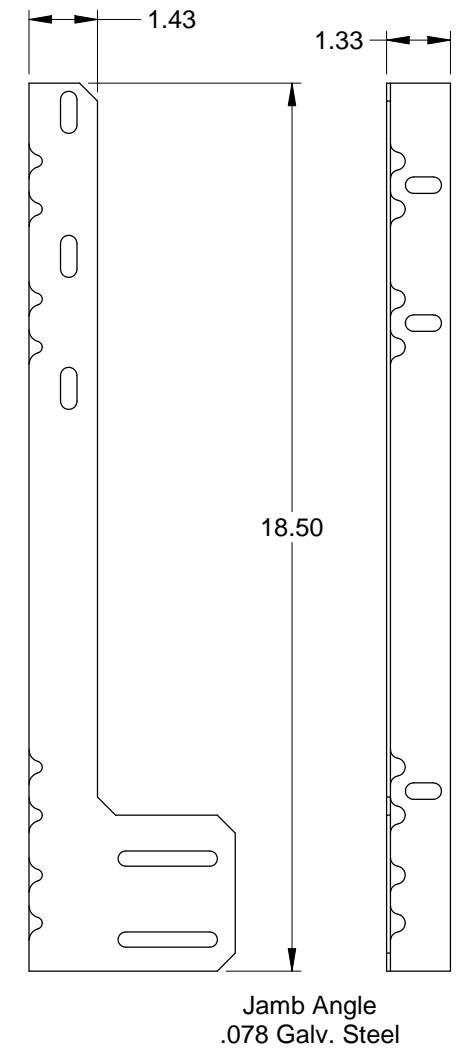
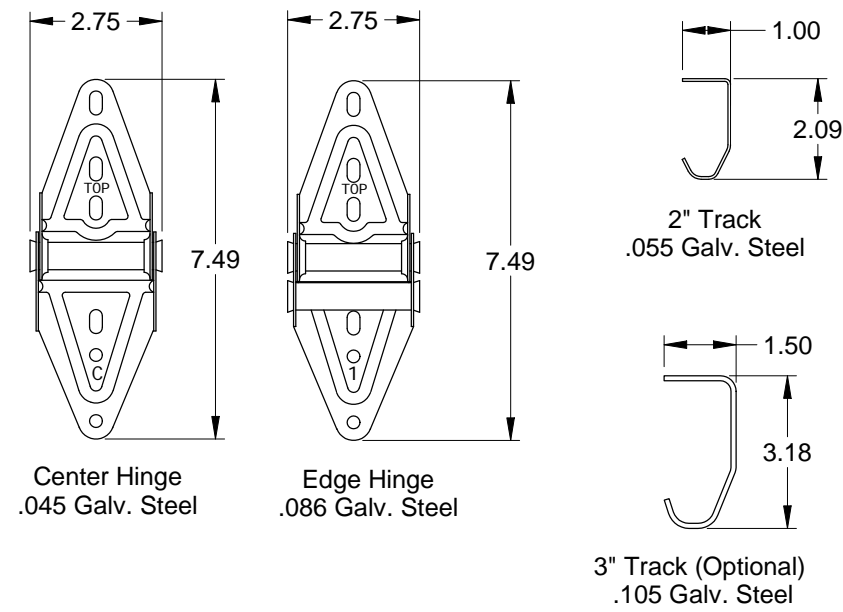
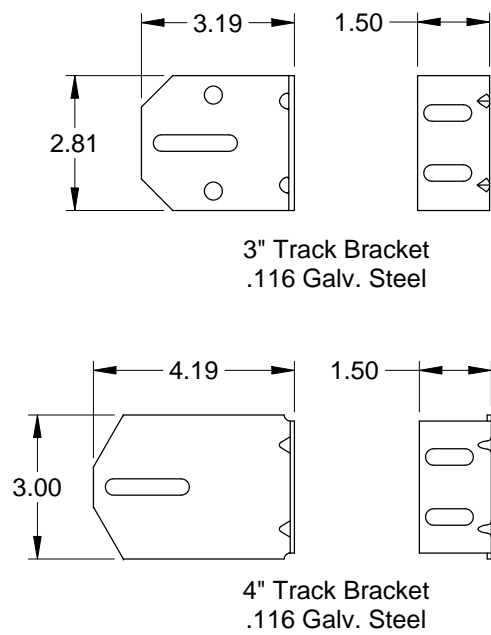
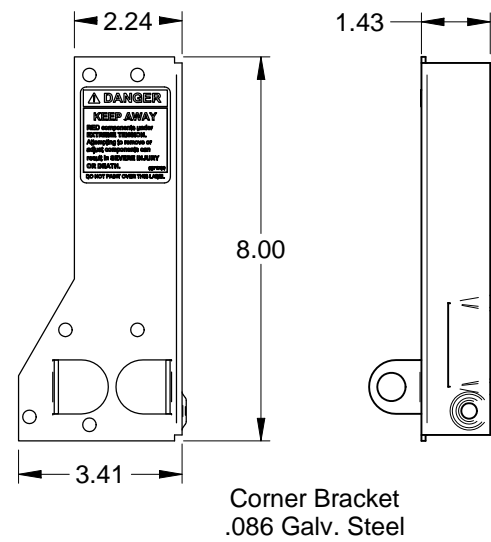
1101 East River Road  
Dixon, IL. 61021

Title: Spec, Wind Load Aspen Series

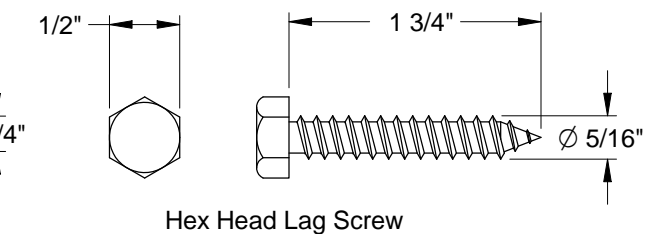
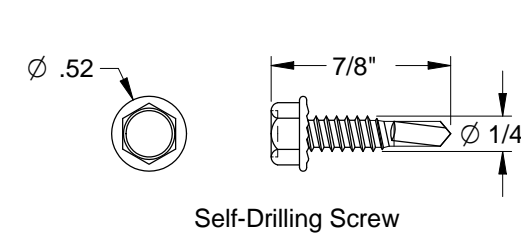
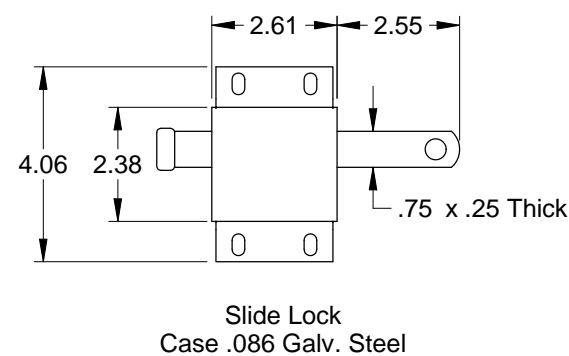
No. P-2800

Sheet 2

Rev B



John E. Scates  
2560 King Arthur Blvd, Ste 124-54  
Lewisville, TX 75056  
FL PE #51737  
TX PE #56308-f2203



Scale: None
Drawn by: R. Frey
Checked by: G. Wedekind
Date: 01/08/19
ECO: 7679.01



1101 East River Road  
Dixon, IL 61021

Title: Spec, Wind Load  
Aspen Series

No. P-2800

Sheet  
3

Rev  
B