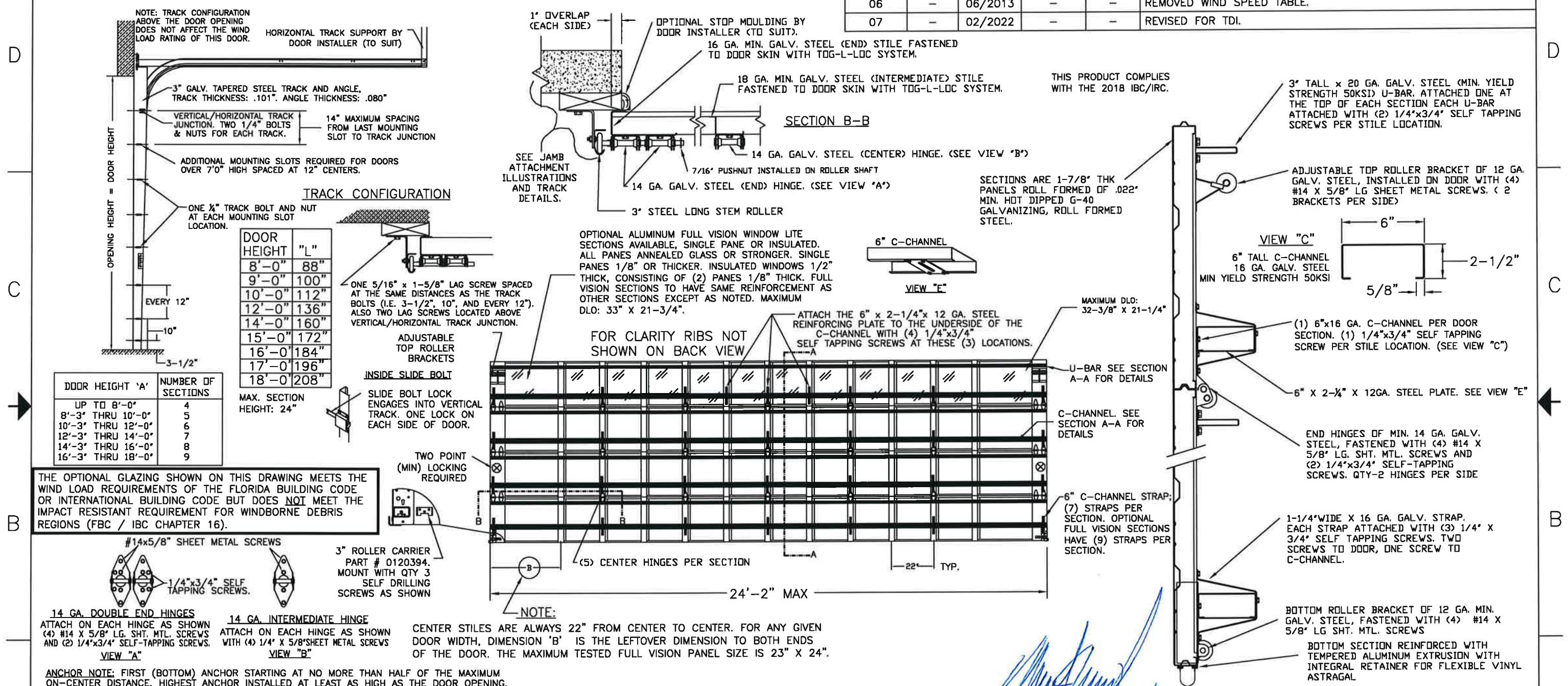


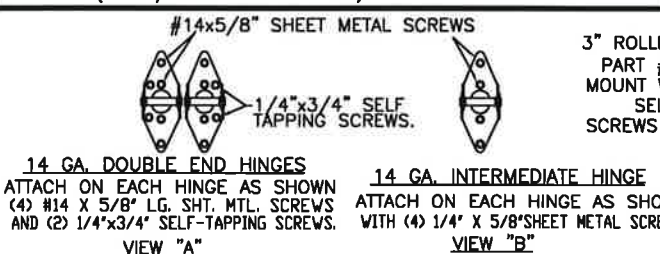
MODELS AVAILABLE (CLOPAY/ HOLMES/ IDEAL)
 MODELS 524, 520/ 224/ C4ST, C0ST
 INSULATED MODELS 524S, 520S, 524V/ 224S/ C4SS, C0SS, C4SV

UP TO 24'-2" WIDE X 18'-0" HIGH

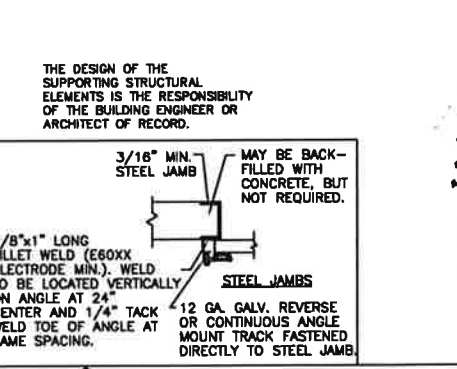
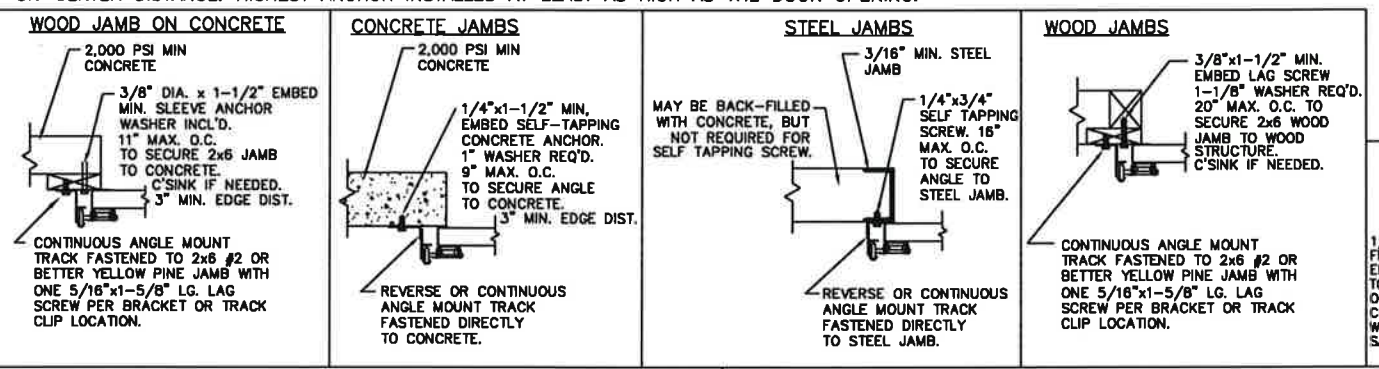
REVISIONS					
REV. NO.	ZONE:	DATE:	ECN NO.	APPVD:	DESCRIPTION
05	-	06/2013	-	-	REMOVED ACYLIC GLAZING OPTION.
06	-	06/2013	-	-	REMOVED WIND SPEED TABLE.
07	-	02/2022	-	-	REVISED FOR TDI.



THE OPTIONAL GLAZING SHOWN ON THIS DRAWING MEETS THE WIND LOAD REQUIREMENTS OF THE FLORIDA BUILDING CODE OR INTERNATIONAL BUILDING CODE BUT DOES NOT MEET THE IMPACT RESISTANT REQUIREMENT FOR WINDBORNE DEBRIS REGIONS (FBC / IBC CHAPTER 16).



ANCHOR NOTE: FIRST (BOTTOM) ANCHOR STARTING AT NO MORE THAN HALF OF THE MAXIMUM ON-CENTER DISTANCE. HIGHEST ANCHOR INSTALLED AT LEAST AS HIGH AS THE DOOR OPENING.



STATE OF TEXAS
 MARK W. WESTERFIELD
 5/31/22
 DESIGNER'S SEAL

Unless Stated Otherwise TOLERANCES ARE IN INCHES.
 .00 = ±.031
 .00 = ±.015
 .000 = ±.005
 .0000 = ±.001
 Degrees = ±1/2"

MARK WESTERFIELD, P.E.
 FLORIDA P.E. No. 48495,
 NC P.E. #23832, TEXAS P.E. #91513

DESIGN LOADS: +25 & -25 P.S.F.
 TEST LOADS: +37.5 & -37.5 P.S.F.

MANUFACTURING PRODUCT CODE:
 MPC: C-PAN-1E448

CLOPAY WINDLOAD RATING
 W4

8585 Duke Boulevard
 Mason, OH 45040 USA
 Tel. No. 513-770-4800
 Fax No. 513-770-4853

DESCRIPTION: COMMERCIAL RIBBED DOOR, +25/-25 PSF DESIGN LOAD

DRAWN BY: RJK	DATE: 11/02/04	SCALE: NONE	DWG. B
CHECKED BY: MWW	DATE: -	SHEET 1 OF 1	SIZE B
DWG. NO.: 103333	VER: TDI		