

REVISIONS			
REV	DESCRIPTION	DATE	APPROVED
A	REVISED PER NEW CODE	08/10/2023	R.L.

NOTES:

1. THE PRODUCT SHOWN HEREIN IS DESIGNED AND MANUFACTURED TO COMPLY WITH REQUIREMENTS OF THE 2018 IBC AND 2018 IRC.
2. WOOD FRAMING AND MASONRY OPENING TO BE DESIGNED AND ANCHORED TO PROPERLY TRANSFER ALL LOADS TO STRUCTURE. FRAMING AND MASONRY OPENING IS THE RESPONSIBILITY OF THE ARCHITECT OR ENGINEER OF RECORD.
3. ALLOWABLE STRESS INCREASE OF 1/3 WAS NOT USED IN THE DESIGN OF THE PRODUCT SHOWN HEREIN. WIND LOAD DURATION FACTOR Cd=1.6 WAS USED FOR WOOD ANCHOR CALCULATIONS.
4. APPROVED IMPACT PROTECTIVE SYSTEM IS NOT REQUIRED FOR THIS PRODUCT IN WIND BORNE DEBRIS REGIONS, UP TO WIND ZONE 3
5. DESIGN PRESSURE AND INSTALLATION DETAILS SHOWN IN THIS DOCUMENT APPLY ONLY TO THE MULLION. WINDOWS MUST BE APPROVED UNDER SEPARATE APPROVAL.
6. SINGLE UNITS TO BE MULLED ARE NOT LIMITED TO THOSE SHOWN IN THIS DRAWING. SINGLE UNITS TO BE MULLED TOGETHER MUST BE MANUFACTURED BY BURRIS WINDOWS.
7. DESIGN PRESSURE OF MULLED UNIT SHALL BE CONTROLLED BY THE LESSER DESIGN PRESSURE OF THE MULLION OR THE INDIVIDUAL WINDOW UNIT.
8. TWIN CONFIGURATION SHOWN. UNITS MAY BE MULLED TOGETHER INDEFINITELY AS LONG AS THE SINGLE UNIT WIDTH AND THE SINGLE UNIT HEIGHT ARE NOT EXCEEDED AND MULLION IS ANCHORED AS SHOWN HEREIN.
9. MULLION VERTICAL INSTALLATION IS SHOWN, MULLION MAY BE USED IN HORIZONTAL APPLICATIONS AS LONG AS DIMENSIONS INDICATED HEREIN ARE NOT EXCEEDED AND MULLION IS ANCHORED ACCORDING TO THIS DOCUMENT.

DESIGN PRESSURE TABLE INSTRUCTIONS:

1. DEFINE REQUIRED DESIGN LOAD PER TEXAS BUILDING CODE CHAPTER 16.
2. DETERMINE TRIBUTARY WIDTH AND MULLION SPAN BASED ON PRODUCT TO BE INSTALLED. SEE FORMULA FOR TRIBUTARY WIDTH.
3. LOCATE MULLION SPAN (UNIT HEIGHT) AND TRIBUTARY WIDTH. AT THE INTERSECTION OF ROW AND COLUMN CONTAINING THE MULLION SPAN AND TRIBUTARY WIDTH RESPECTIVELY IS THE MULLION RATING FOR PRODUCT IN STEP 2. MULLION RATING MUST BE EQUAL OR GREATER THAN REQUIRED DESIGN PRESSURE OBTAINED IN STEP 1.

Maximum design pressure capacity (psf)

Height (in)	Tributary width (in)								
	24.0	30.0	36.0	42.0	48.0	54.0	60.0	66.0	72.0
24.0	120.0	120.0	120.0	120.0	120.0	120.0	120.0	120.0	120.0
30.0	120.0	120.0	120.0	120.0	120.0	120.0	120.0	120.0	120.0
36.0	120.0	120.0	120.0	120.0	120.0	120.0	120.0	120.0	120.0
42.0	120.0	120.0	120.0	120.0	120.0	120.0	120.0	120.0	120.0
48.0	120.0	120.0	120.0	120.0	120.0	120.0	120.0	120.0	120.0
54.0	120.0	120.0	120.0	120.0	120.0	120.0	120.0	110.3	101.2
60.0	120.0	120.0	120.0	120.0	115.3	109.2	98.3	89.4	81.9
66.0	120.0	120.0	115.3	105.4	98.9	90.3	81.3	73.9	67.7
72.0	120.0	116.5	102.5	90.9	80.9	72.9	66.4	60.9	56.3
78.0	115.3	94.4	80.5	70.7	63.0	56.8	51.8	47.5	43.9
84.0	91.7	74.9	63.8	55.9	49.9	45.1	41.1	37.8	34.9

**LARGE AND SMALL MISSILE IMPACT RATED
UP TO WIND ZONE 3**

$$\text{TRIBUTARY WIDTH} = \frac{W1 + W2}{2}$$

SIGNED: 08/10/2023

TABLE OF CONTENTS	
SHEET NO.	DESCRIPTION
1	ELEVATION, NOTES AND DESIGN PRESSURE CHARTS
2	INSTALLATION DETAILS AND BILL OF MATERIALS
3	COMPONENTS

BURRIS WINDOWS
2005 McDANIEL DR. SUITE 100
CARROLLTON, TX 75006

1" X 3 3/8" STRUCTURAL TUBING MULLION
VERTICAL – LMI & SMI
ELEVATIONS, NOTES AND DESIGN PRESSURE CHARTS

DRAWN: A.R.	DWG NO. 08-03234	REV A
SCALE NTS	DATE 05/01/18	SHEET 1 OF 3

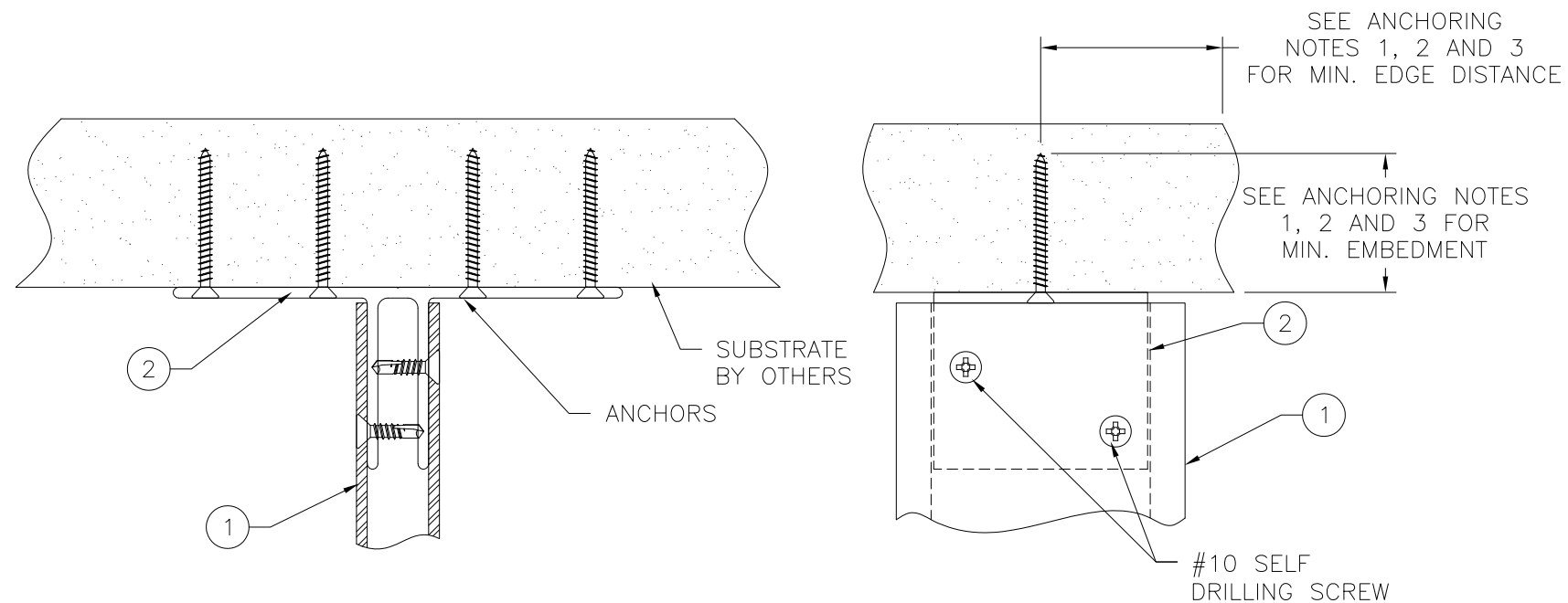
L. ROBERTO LOMAS P.E.
208 7th AVENUE, INDIALANTIC, FL 32903
434-688-0609 rllomas@rlomaspe.com



Luis R. Lomas P.E.
TX No.: 101889

PARTS LIST				
NO.	PART NUMBER	DESCRIPTION	MANUFACTURER	MATERIAL
1		1" x 3 3/8" STRUCTURAL TUBE MULL		ALUMINUM 6063-T6
2		GOALPOST STYLE BRACKET		ALUMINUM 6063-T6
3	AM72	COVER		RIGID PVC
4		GOALPOST BRACKET OFFSET		ALUMINUM 6063-T6

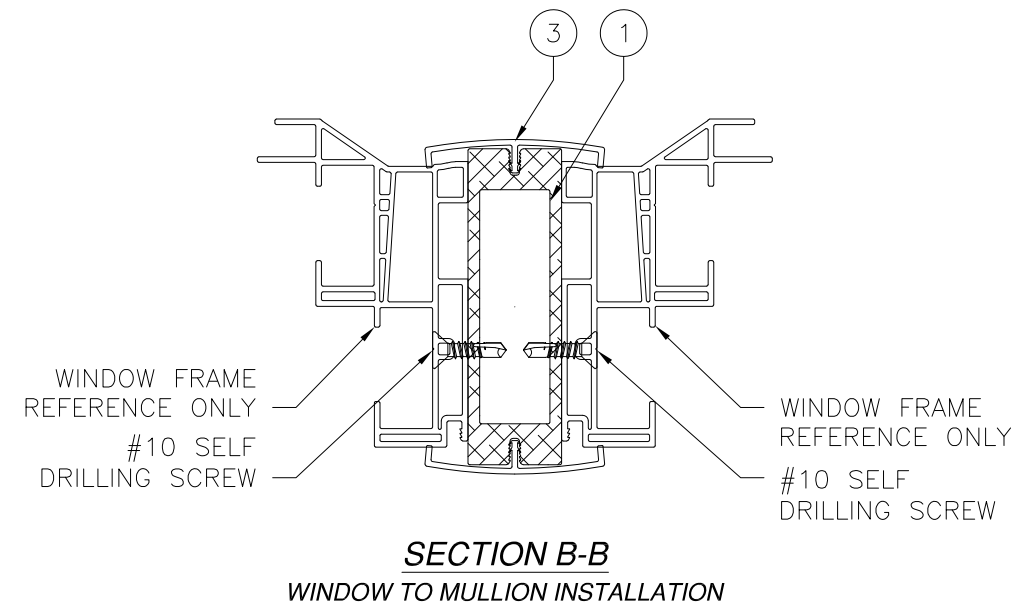
REVISIONS			
REV	DESCRIPTION	DATE	APPROVED
A	REVISED PER NEW CODE	08/10/2023	R.L.



CLIP INSTALLATION DETAIL
MULLION TOP AND BOTTOM

ANCHORING NOTES:

- FOR ANCHORING INTO WOOD FRAMING OR 2X BUCK USE #10 WOOD SCREWS WITH SUFFICIENT LENGTH TO ACHIEVE A 1 3/8" MINIMUM EMBEDMENT INTO SUBSTRATE AND 1/2" MINIMUM EDGE DISTANCE. LOCATE ANCHORS AS SHOWN IN ELEVATIONS AND INSTALLATION DETAILS.
- FOR ANCHORING INTO CONCRETE USE 3/16" TAPCONS WITH SUFFICIENT LENGTH TO ACHIEVE A 1 1/4" MINIMUM EMBEDMENT INTO SUBSTRATE WITH 1 1/2" MINIMUM EDGE DISTANCE. LOCATE ANCHORS AS SHOWN IN ELEVATIONS AND INSTALLATION DETAILS.
- FOR ANCHORING INTO METAL STRUCTURE USE #10 SMS OR SELF DRILLING SCREWS WITH SUFFICIENT LENGTH TO ACHIEVE 3 THREADS MINIMUM BEYOND STRUCTURE INTERIOR WALL AND 3/4" MINIMUM EDGE DISTANCE. LOCATE ANCHORS AS SHOWN IN ELEVATIONS AND INSTALLATION DETAILS.
- FOR ATTACHING WINDOW UNITS TO MULLION USE #10 SELF TAPPING SCREWS WITH SUFFICIENT LENGTH TO ACHIEVE A MINIMUM EMBEDMENT OF 3 THREADS PAST THE MULLION WALL. LOCATE SCREWS 6" FROM EACH MULLION END AND 8" MAX O.C. THEREAFTER STAGGER SCREWS AT EACH WINDOW.
- FOR WINDOW UNITS ANCHORING SCHEDULE REFER TO WINDOW APPROVED INSTALLATION INSTRUCTIONS
- ALL FASTENERS TO BE CORROSION RESISTANT.
- INSTALLATION ANCHORS SHALL BE INSTALLED IN ACCORDANCE WITH ANCHOR MANUFACTURER'S INSTALLATION INSTRUCTIONS AND ANCHORS SHALL NOT BE USED IN SUBSTRATES WITH STRENGTHS LESS THAN THE MINIMUM STRENGTH SPECIFIED BELOW:
 - WOOD - MINIMUM SPECIFIC GRAVITY OF G=0.42
 - CONCRETE - MINIMUM COMPRESSIVE STRENGTH OF 3,192 PSI.
 - METAL STRUCTURE: STEEL 18GA, 33KSI OR ALUMINUM 6063-T5 .060" THICK MINIMUM



SECTION B-B
WINDOW TO MULLION INSTALLATION

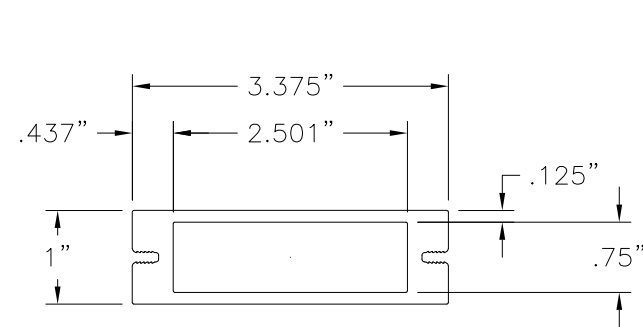
SIGNED: 08/10/2023

BURRIS WINDOWS 2005 McDANIEL DR. SUITE 100 CARROLLTON, TX 75006		
1" X 3 3/8" STRUCTURAL TUBING MULLION VERTICAL - LMI & SMI INSTALLATION DETAILS AND BILL OF MATERIALS		
DRAWN: A.R.	DWG NO. 08-03234	REV A
SCALE NTS	DATE 05/01/18	SHEET 2 OF 3
L. ROBERTO LOMAS P.E. 208 7th AVENUE, INDIALANTIC, FL 32903 434-688-0609 rllomas@rlomaspe.com		

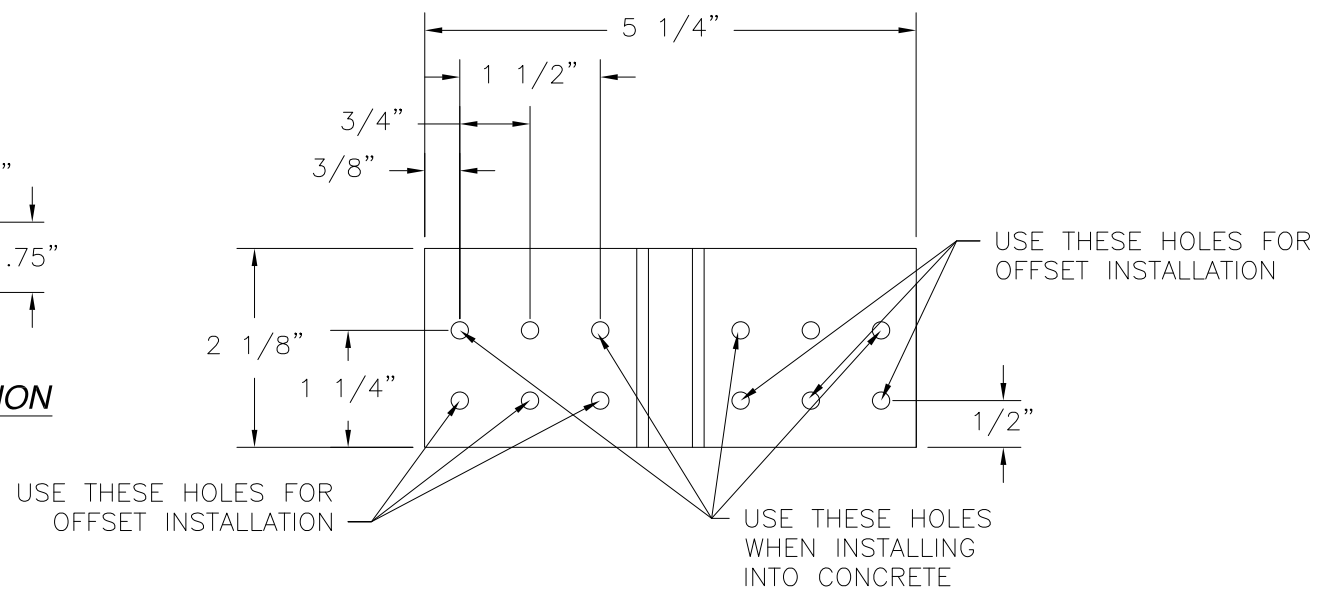


Luis R. Lomas P.E.
TX No.: 101889

REVISIONS			
REV	DESCRIPTION	DATE	APPROVED
A	REVISED PER NEW CODE	08/10/2023	R.L.

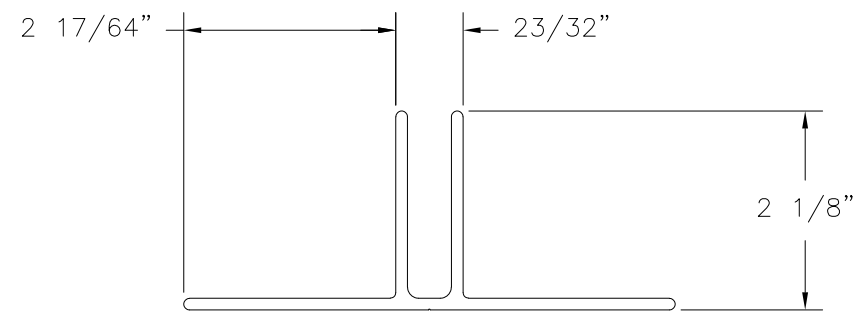


① **1" x 3 3/8" STRUCTURAL TUBING MULLION**
6063-T6 ALUMINUM .125" THICK

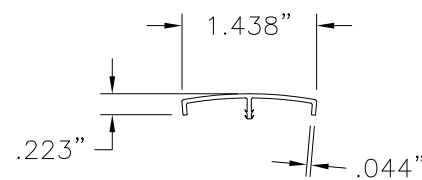


USE THESE HOLES FOR OFFSET INSTALLATION

USE THESE HOLES WHEN INSTALLING INTO CONCRETE



② **GOALPOST STYLE BRACKET (5 1/4" x 2 1/8")**
6063-T6 ALUMINUM .125" THICK



③ **COVER**
RIGID PVC .044" THICK

SIGNED: 08/10/2023

BURRIS WINDOWS 2005 McDANIEL DR. SUITE 100 CARROLLTON, TX 75006		
1" X 3 3/8" STRUCTURAL TUBING MULLION VERTICAL - LMI & SMI COMPONENTS		
DRAWN: A.R.	DWG NO. 08-03234	REV A
SCALE NTS	DATE 05/01/18	SHEET 3 OF 3
L. ROBERTO LOMAS P.E. 208 7th AVENUE, INDIALANTIC, FL 32903 434-688-0609 rllomas@lrlomaspe.com		



Luis R. Lomas P.E.
TX No.: 101889