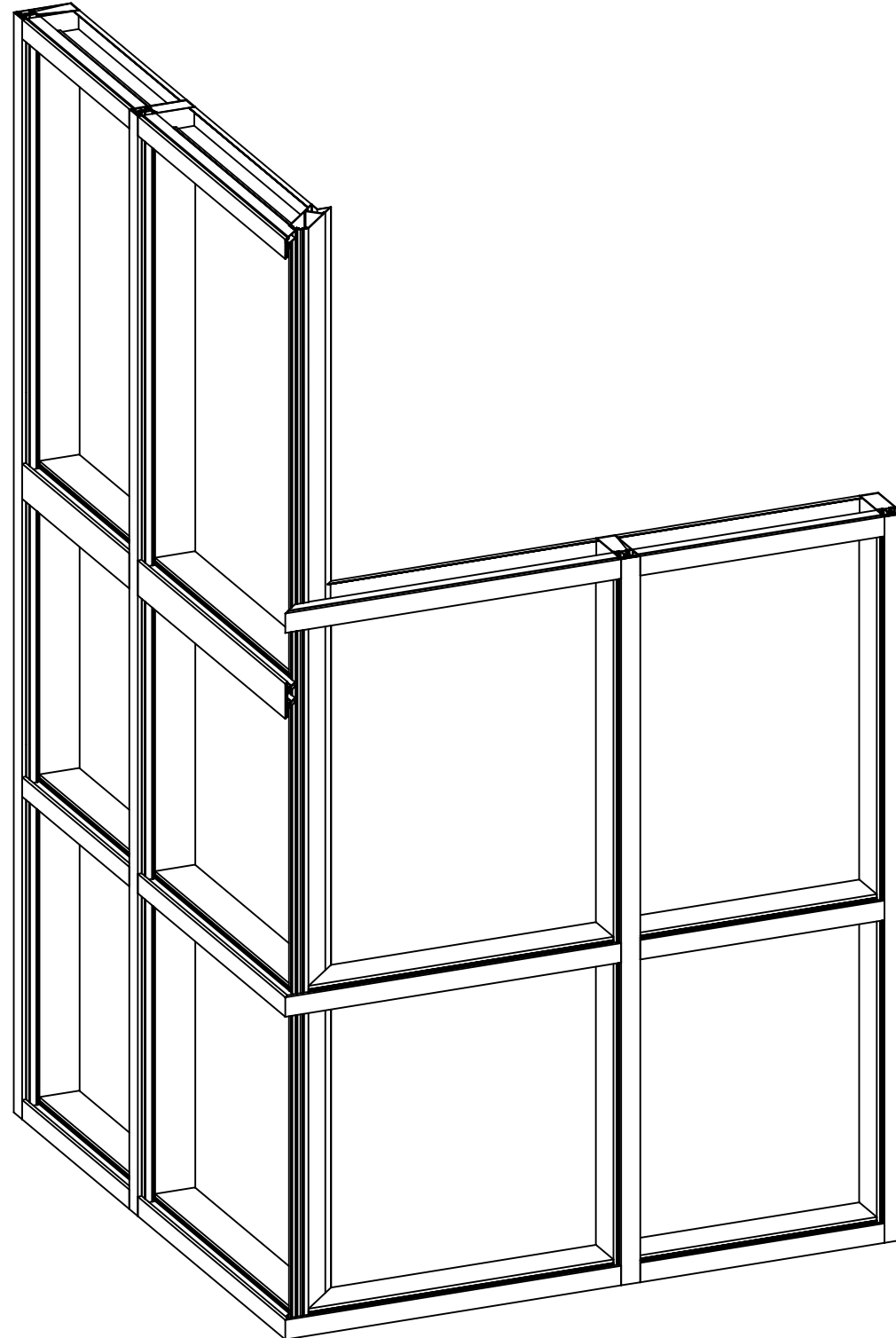


# Oldcastle BuildingEnvelope<sup>®</sup>

## Reliance<sup>™</sup> StormMax<sup>®</sup> WET GLAZED ALUMINUM CURTAIN WALL SYSTEM (LARGE AND SMALL MISSILE IMPACT)



### GENERAL NOTES:

- THIS SYSTEM HAS BEEN TESTED AND EVALUATED IN ACCORDANCE WITH THE 2018 INTERNATIONAL BUILDING CODE WITH LATEST APPLICABLE TEXAS REVISIONS PER
  - ASTM E330-14, E331-00, E283-04, E1886-13a, E1996-14
  - TAS 201 / 202 / 203
  - AAMA 501
  - ANSI Z97.1-2015 (400 ft-lb. IMPACT)
  - ALUMINUM DESIGN MANUAL 2015, ASCE 7-16
- SITE-SPECIFIC REQUIRED DESIGN PRESSURES SHALL BE CALCULATED BY A LICENSED PROFESSIONAL ENGINEER FOR USE WITH THIS DOCUMENT PER CURRENT ADOPTED EDITION OF ASCE 7 AND WITH LOCAL CODE REQUIREMENTS.
- THIS PRODUCT HAS BEEN DESIGNED FOR USE FOR ALL AREAS WITHIN TEXAS AS DEFINED BY THE TEXAS DEPARTMENT OF INSURANCE.
- DESIGN PRESSURES NOTED HEREIN ARE BASED ON MAXIMUM TESTED PRESSURES DIVIDED BY A 1.5 SAFETY FACTOR.
- NO 33-1/3% INCREASE IN ALLOWABLE STRESS HAS BEEN USED IN THE DESIGN OF THIS SYSTEM. WIND LOAD DURATION FACTOR Cd-1.6 HAS BEEN USED FOR WOOD ANCHOR DESIGN.
- THE ARCHITECT/ENGINEER OF RECORD FOR THE PROJECT SUPERSTRUCTURE WITH WHICH THIS DESIGN IS USED SHALL BE RESPONSIBLE FOR THE INTEGRITY OF ALL SUPPORTING SURFACES TO THIS DESIGN WHICH SHALL BE COORDINATED BY THE PERMITTING CONTRACTOR. WOOD BUCKS (BY OTHERS) SHALL BE ANCHORED PROPERLY TO TRANSFER LOADS TO THE EXISTING STRUCTURE.
- THE SYSTEM DETAILED HEREIN IS GENERIC AND DOES NOT PROVIDE INFORMATION FOR A SPECIFIC SITE. FOR SITE CONDITIONS DIFFERENT FROM THE CONDITIONS DETAILED HEREIN, A LICENSED ENGINEER OR REGISTERED ARCHITECT SHALL PREPARE SITE SPECIFIC DOCUMENTS FOR USE IN CONJUNCTION WITH THIS DOCUMENT.
- THE CONTRACTOR IS RESPONSIBLE TO INSULATE ALL MEMBER FORM DISSIMILAR MATERIALS TO PREVENT ELECTROLYSIS.
- FASTENERS SHALL BE CADMIUM-PLATED OR OTHERWISE CORROSION-RESISTANT MATERIAL AND SHALL COMPLY WITH "SPECIFICATIONS FOR ALUMINUM STRUCTURES" SECTION J.3.7.2 BY THE ALUMINUM ASSOCIATION, INC., & ANY APPLICABLE FEDERAL, STATE, AND/OR LOCAL CODES.
- ENGINEER SEAL AFFIXED HERE TO VALIDATES STRUCTURAL DESIGN AS SHOWN ONLY. USE OF THIS SPECIFICATION BY CONTRACTOR, et. al. INDEMNIFIES & SAVES HARMLESS THIS ENGINEER FOR ALL COST & DAMAGES INCLUDING LEGAL FEES & APPELLATE FEES RESULTING FROM MATERIAL FABRICATION, SYSTEM ERECTION, & CONSTRUCTION PRACTICES BEYOND THAT WHICH IS CALLED FOR BY LOCAL, STATE, & FEDERAL CODES & FROM DEVIATIONS OF THIS PLAN.
- EXCEPT AS EXPRESSLY PROVIDED HEREIN, NO ADDITIONAL CERTIFICATIONS OR AFFIRMATIONS ARE INTENDED.
- PRESSURE VALUES ON THIS APPROVAL ARE (ASD) ALLOWABLE DESIGN PRESSURES.
- ALTERATIONS, ADDITIONS, OR OTHER MARKINGS TO THIS DOCUMENT ARE NOT PERMITTED AND INVALIDATE THIS CERTIFICATION.
- SAFEGUARDS MUST BE OBSERVED (NOT IN THIS CERTIFICATION).
- PRODUCT SHALL BE PERMANENTLY LABELED WITH A MINIMUM OF ONE LABEL PER SYSTEM CONTAINING THE FOLLOWING AND ANY OTHER TDI REQUIREMENTS:  
 Oldcastle BuildingEnvelope<sup>®</sup>  
 803 AIRPORT ROAD  
 TERRELL, TEXAS 75160

### SHEET INDEX

# SHEET	DESCRIPTION
01	COVER SHEET
02	ELEVATIONS
03-05	GLASS LOADING TABLES
06-13	SINGLE SPAN MULLIONS & LOADING TABLES
14-22	TWIN SPAN MULLIONS & LOADING TABLES
23-27	ANCHOR CONNECTION DETAILS
28-30	VERTICAL CONNECTION DETAILS
31-33	DETAILS
34	SPLICE DETAILS
35-36	ZONE PLUG AND PRESSURE PLATE INSTALLATION
37	SUNSHADE OPTION
38-42	EXTRUSIONS / PART LIST
42	TOTAL

VISIT [E.CALC.IO/30425](http://E.CALC.IO/30425)

FOR HELPFUL RESOURCES, SITE SPECIFIC JOB ORDERING & MORE INFORMATION ABOUT THIS PRODUCT & RELATED SERVICES



FRANK BENNARDO, P.E.  
PE# 96064 CA.-F-11383



04/02/2021



CORPORATE OFFICE:  
160 SW 12th AVE, SUITE 106  
DEERFIELD BEACH, FL 33442  
(954) 354-0660 | (866) 396-9999  
TEAM@ENGINEERINGEXPRESS.COM  
ENGINEERINGEXPRESS.COM

Oldcastle BuildingEnvelope<sup>®</sup>

803 AIRPORT ROAD  
TERRELL, TX, 75160  
Phn. (972) 551-6100

Reliance<sup>™</sup> StormMax<sup>®</sup> Wet Glazed  
CURTAIN WALL SYSTEM

REMARKS	DATE	DRWN	CHKD
INIT ISSUE	08/21/20	JEM	AJP
2020 TDI UPDATE	03/17/21	TAE	AJP

COPYRIGHT ENGINEERING EXPRESS<sup>®</sup>

20-30425.4

SCALE: NTS UNLESS NOTED

01 OF 42

# ELEVATIONS DRAWING FOR Reliance™ StormMax® WET GLAZED IMPACT RESISTANT CAPTURED CURTAIN WALL SYSTEM

FRANK BENNARDO, P.E.  
PE# 96064 CA.-F-11383

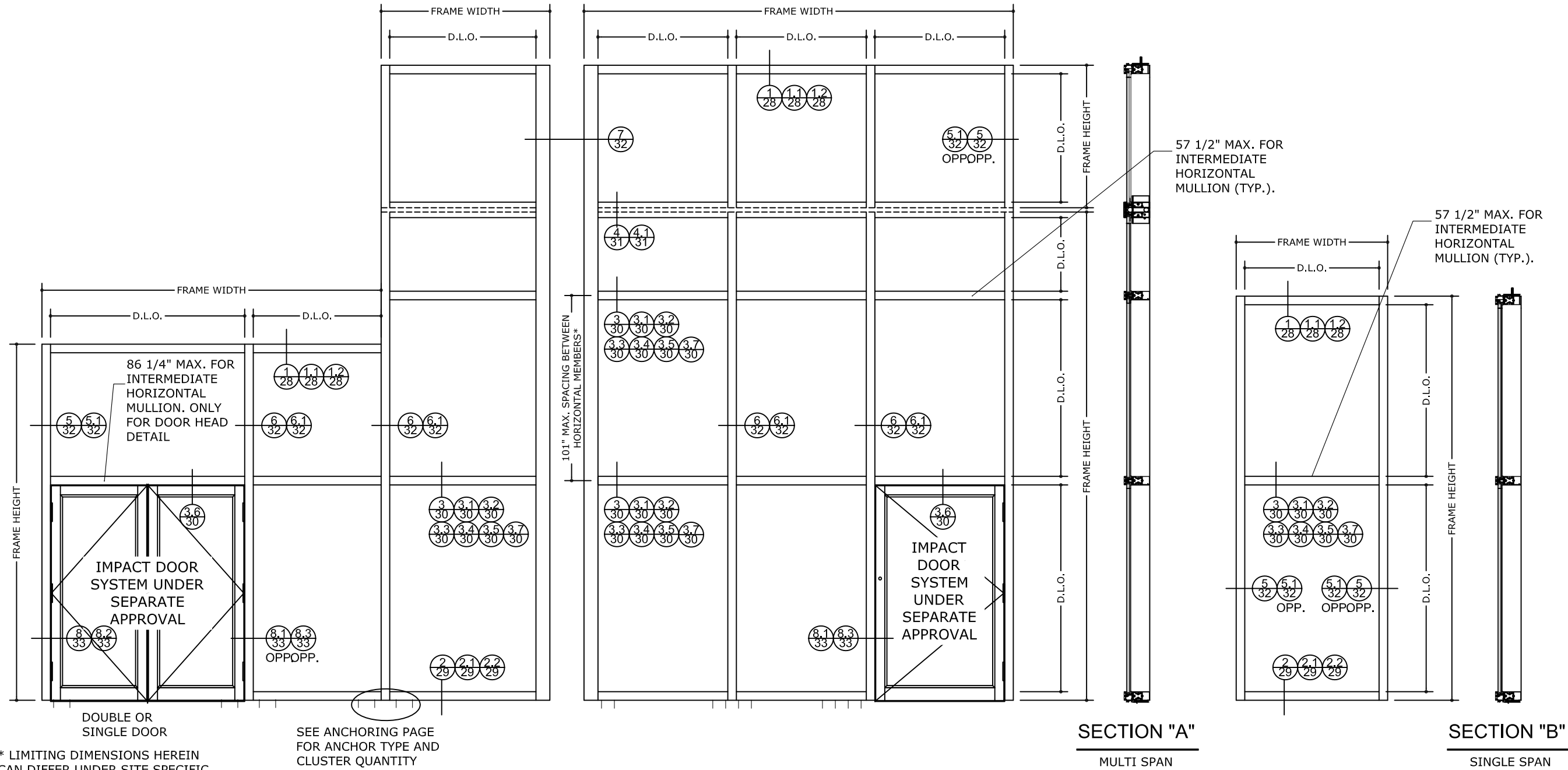


04/02/2021

**ENGINEERING EXPRESS®**  
CORPORATE OFFICE:  
160 SW 12th AVE, SUITE 106  
DEERFIELD BEACH, FL 33442  
(954) 354-0660 | (866) 396-9999  
TEAM@ENGINEERINGEXPRESS.COM  
ENGINEERINGEXPRESS.COM

**Oldcastle BuildingEnvelope®**  
803 AIRPORT ROAD  
TERRELL, TX, 75160  
Phn. (972) 551-6100

Reliance™ StormMax® Wet Glazed  
CURTAIN WALL SYSTEM



TYPICAL CURTAINWALL ELEVATION

TYPICAL SINGLE PANEL OPENING

## INSTRUCTIONS TO DETERMINE DESIGN PRESSURE RATING

- STEP ①: USE THE GLASS LOADING TABLES TO DETERMINE THE ALLOWABLE PRESSURE OF THE GLASS.
- STEP ②: USE THE MULLION LOADING TABLE TO DETERMINE THE ALLOWABLE PRESSURES FOR THE MULLIONS  
NOTE: TO DETERMINE THE LOADS OF THE MULLIONS, SEE DIAGRAM ON PAGE 6 FOR SINGLE SPAN OR PAGE 14 FOR TWIN SPAN.  
NOTE: FOR TWIN SPANS, BOTH MULLIONS SPANS NEED TO BE LOOKED UP IN THE MULLION LOADING TABLES AND THE MINIMUM PRESSURE SHALL GOVERN.
- STEP ③: THE MINIMUM VALUE BETWEEN STEP ① AND STEP ② WILL DETERMINE THE DESIGN LOAD PRESSURE FOR THE CURTAIN WALL SYSTEM.

### WATER INFILTRATION NOTE:

WATER RESISTANCE PER TAS 202 AND ASTM E331= 15 P.S.F

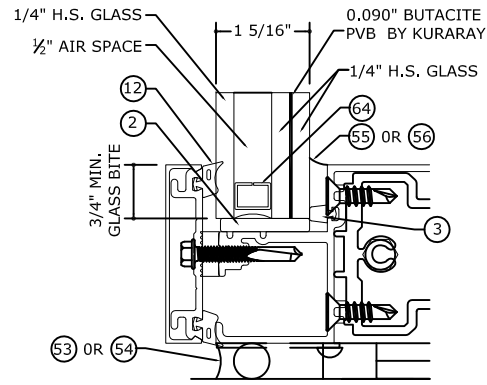
REMARKS	DRWN	CHKD	DATE
INIT ISSUE	JEM	AJP	08/21/20
2020 TDI UPDATE	TAE	AJP	03/17/21

20-30425.4

SCALE: NTS UNLESS NOTED

02 OF 42

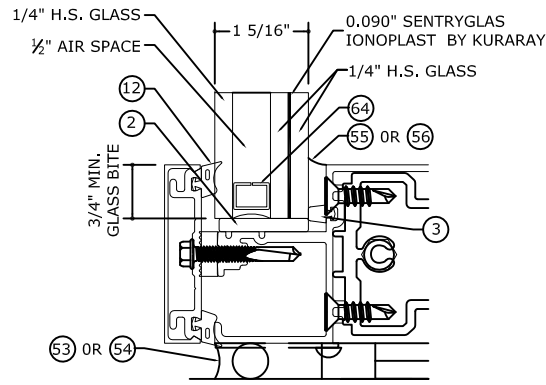
# GLASS TYPES (L.M.I.) - MISSILE LEVEL "D"



**GLASS TYPE G1**  
**GLAZING DETAIL**

N.T.S.

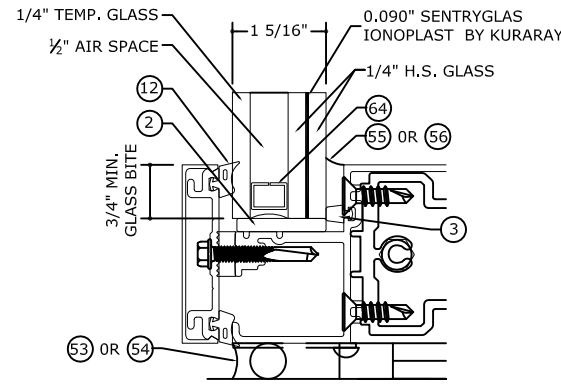
**GLASS RATING:**  
LARGE MISSILE LEVEL D  
1 3/16" GLASS



**GLASS TYPE G4**  
**GLAZING DETAIL**

N.T.S.

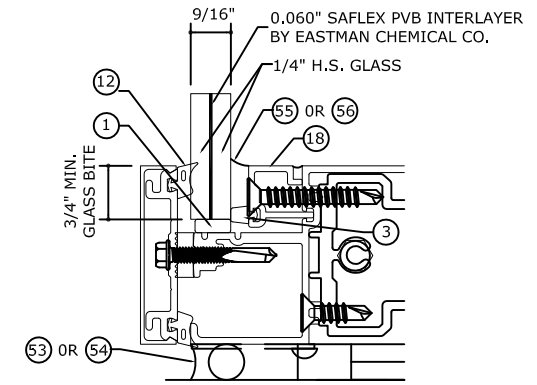
**GLASS RATING:**  
LARGE MISSILE LEVEL D  
1 3/16" GLASS



**GLASS TYPE G4A**  
**GLAZING DETAIL**

N.T.S.

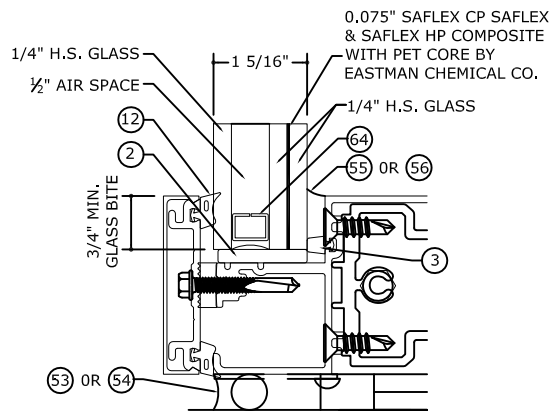
**GLASS RATING:**  
LARGE MISSILE LEVEL D  
1 3/16" GLASS



**GLASS TYPE G10**  
**GLAZING DETAIL**

N.T.S.

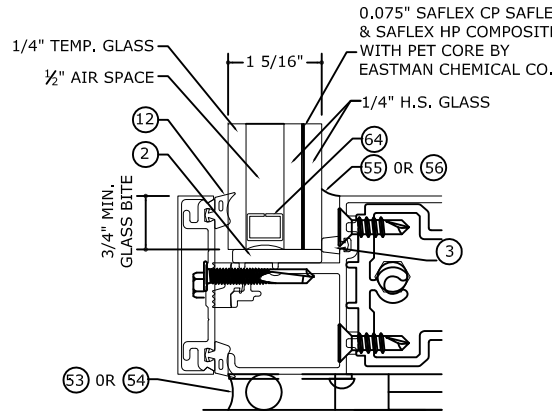
**GLASS RATING:**  
LARGE MISSILE LEVEL D  
1 3/16" GLASS



**GLASS TYPE G11**  
**GLAZING DETAIL**

N.T.S.

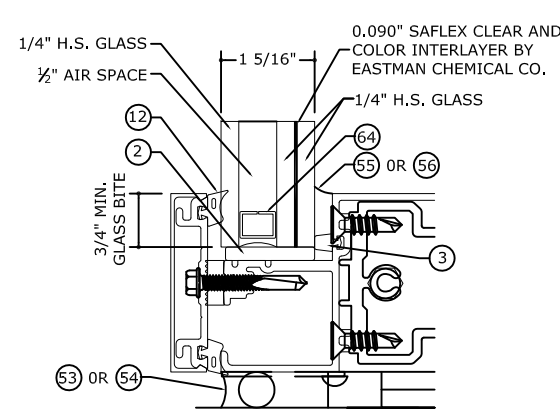
**GLASS RATING:**  
LARGE MISSILE LEVEL D  
1 3/16" GLASS



**GLASS TYPE G12**  
**GLAZING DETAIL**

N.T.S.

**GLASS RATING:**  
LARGE MISSILE LEVEL D  
1 3/16" GLASS

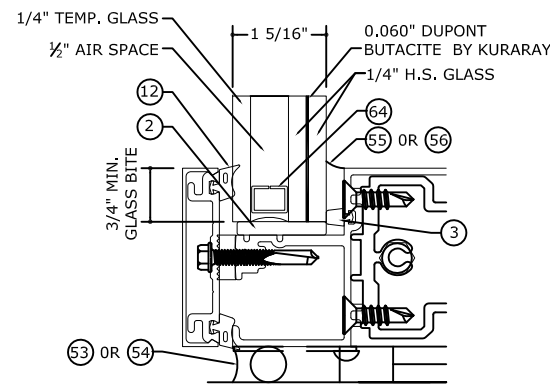


**GLASS TYPE G31**  
**GLAZING DETAIL**

N.T.S.

**GLASS RATING:**  
LARGE MISSILE LEVEL D  
1 3/16" GLASS

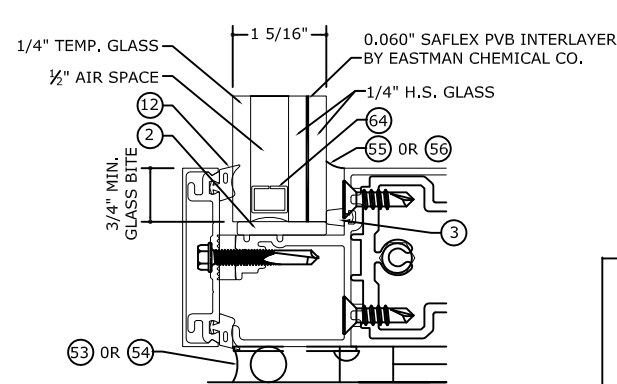
# GLASS TYPES (S.M.I.)



**GLASS TYPE G7**  
**GLAZING DETAIL**

N.T.S.

**GLASS RATING:**  
SMALL MISSILE  
1 3/16" GLASS



**GLASS TYPE G36**  
**GLAZING DETAIL**

N.T.S.

**GLASS RATING:**  
SMALL MISSILE  
1 3/16" GLASS

**NOTES:**

- NOTE: **G11** & **G31** SHALL NOT BE USED FOR INSTALLATIONS WITHIN THE HVHZ.
- OPTIONAL GLASS CAPS, FINS, OR SIMILAR ACCESSORIES OF VARIOUS SIZES MAY BE ATTACHED WITH SILICONE, BASED ON SITE SPECIFIC CALCULATIONS

FRANK BENNARDO, P.E.  
PE# 96064 CA.-F-11383



04/02/2021



CORPORATE OFFICE:  
160 SW 12th AVE, SUITE 106  
DEERFIELD BEACH, FL 33442  
(954) 354-0660 | (866) 396-9999  
TEAM@ENGINEERINGEXPRESS.COM  
ENGINEERINGEXPRESS.COM

**Oldcastle BuildingEnvelope®**

803 AIRPORT ROAD  
TERRELL, TX, 75160  
Phn. (972) 551-6100

Reliance™ StormMax® Wet Glazed  
CURTAIN WALL SYSTEM

REMARKS	DRWN	CHKD	DATE
INIT ISSUE	JEM	AJP	08/21/20
2020 TDI UPDATE	TAE	AJP	03/17/21

COPYRIGHT ENGINEERING EXPRESS®

20-30425.4

SCALE: NTS UNLESS NOTED

03 OF 42

# GLASS LOADING TABLES

FRANK BENNARDO, P.E.  
PE# 96064 CA.-F-11383



04/02/2021

**ENGINEERING EXPRESS**  
CORPORATE OFFICE:  
160 SW 12th AVE, SUITE 106  
DEERFIELD BEACH, FL 33442  
(954) 354-0660 | (866) 396-9999  
TEAM@ENGINEERINGEXPRESS.COM  
ENGINEERINGEXPRESS.COM

**Oldcastle BuildingEnvelope®**  
803 AIRPORT ROAD  
TERRELL, TX, 75160  
Phn. (972) 551-6100

Reliance™ StormMax® Wet Glazed  
CURTAIN WALL SYSTEM

REMARKS	DRWN	CHKD	DATE
INIT ISSUE	JEM	AJP	08/21/20
2020 TDI UPDATE	TAE	AJP	03/17/21

COPYRIGHT ENGINEERING EXPRESS®

20-30425.4

SCALE: NTS UNLESS NOTED

04

OF 42

GLASS TYPES		G1 G31		G7 G36		G4 G4A G10 G11 G12	
		ALLOWABLE PRESSURE		ALLOWABLE PRESSURE		ALLOWABLE PRESSURE	
D.L.O. HEIGHT (in)	D.L.O. WIDTH (in)	(+) P.S.F	(-) P.S.F	(+) P.S.F	(-) P.S.F	(+) P.S.F	(-) P.S.F
54	24	65	65	100	100	100	100
	30	65	65	100	100	100	100
	36	65	65	100	100	100	100
	43	65	65	100	100	100	100
	48	58	58	100	100	100	100
	54	51	51	100	100	100	100
	57-1/2	51	51	100	100	100	100
	60	51	51	100	100	100	100
	66	51	51	100	100	100	100
	72	51	51	100	100	100	100
60	24	65	65	100	100	100	100
	30	65	65	100	100	100	100
	36	65	65	100	100	100	100
	43	65	65	100	100	100	100
	48	58	58	100	100	100	100
	54	51	51	100	100	100	100
	57-1/2	48	48	100	100	100	100
	60	46	46	95	95	95	95
	66	46	46	95	95	95	95
	72	46	46	95	95	95	95
66	24	65	65	100	100	100	100
	30	65	65	100	100	100	100
	36	65	65	100	100	100	100
	43	65	65	100	100	100	100
	48	58	58	100	100	100	100
	54	51	51	100	100	100	100
	57-1/2	48	48	100	100	100	100
	60	46	46	95	95	95	95
	66	-	-	87	87	87	87
	72	-	-	87	87	87	87

GLASS TYPES		G1 G31		G7 G36		G4 G4A G10 G11 G12	
		ALLOWABLE PRESSURE		ALLOWABLE PRESSURE		ALLOWABLE PRESSURE	
D.L.O. HEIGHT (in)	D.L.O. WIDTH (in)	(+) P.S.F	(-) P.S.F	(+) P.S.F	(-) P.S.F	(+) P.S.F	(-) P.S.F
72	24	65	65	100	100	100	100
	30	65	65	100	100	100	100
	36	65	65	100	100	100	100
	43	65	65	100	100	100	100
	48	58	58	100	100	100	100
	54	51	51	100	100	100	100
	57-1/2	48	48	100	100	100	100
	60	46	46	95	95	95	95
	66	-	-	87	87	87	87
	72	-	-	-	-	79	79
78	24	65	65	100	100	100	100
	30	65	65	100	100	100	100
	36	65	65	100	100	100	100
	43	65	65	100	100	100	100
	48	58	58	100	100	100	100
	54	51	51	100	100	100	100
	57-1/2	-	-	100	100	100	100
	60	-	-	95	95	95	95
	66	-	-	-	-	87	87
	72	-	-	-	-	-	-
84	24	65	65	100	100	100	100
	30	65	65	100	100	100	100
	36	65	65	100	100	100	100
	43	65	65	100	100	100	100
	48	58	58	100	100	100	100
	54	-	-	100	100	100	100
	57-1/2	-	-	100	100	100	100
	60	-	-	-	-	95	95

NOTE:  
D.L.O. WIDTH AND HEIGHT  
DIMENSIONS CAN BE REVERSED.

C:\Users\thayer\Engineering\Express\Production - Documents\Projects\20-30425 Impact Curtain Wall (Reliance) - TDI Submittal\01 Drawings\2020 TDI Update\20-30425.4a Impact Curtain Wall (Wet Glazed).dwg

04/02/2021 - 1:38pm thayer

# GLASS LOADING TABLES

GLASS TYPES		G1 G31		G7 G36		G4 G4A G10 G11 G12	
		ALLOWABLE PRESSURE		ALLOWABLE PRESSURE		ALLOWABLE PRESSURE	
D.L.O. HEIGHT (in)	D.L.O. WIDTH (in)	(+) P.S.F	(-) P.S.F	(+) P.S.F	(-) P.S.F	(+) P.S.F	(-) P.S.F
90	24	65	65	100	100	100	100
	30	65	65	100	100	100	100
	36	65	65	100	100	100	100
	43	65	65	100	100	100	100
	48	58	58	97	97	100	100
	54	-	-	-	-	100	100
	57-1/2	-	-	-	-	100	100
	60	-	-	-	-	95	95
96	24	65	65	100	100	100	100
	30	65	65	100	100	100	100
	36	65	65	100	100	100	100
	43	65	65	92	92	100	100
	48	-	-	84	84	100	100
	54	-	-	-	-	100	100
	57-1/2	-	-	-	-	100	100
	100-1/2	24	65	65	100	100	100
100-1/2	30	65	65	100	100	100	100
	36	65	65	98	98	100	100
	43	65	65	83	83	100	100
	48	-	-	76	76	100	100
	54	-	-	-	-	94	94
	108	24	65	65	100	100	100
108	30	65	65	100	100	100	100
	36	65	65	84	84	100	100
	43	-	-	72	72	98	98
	48	-	-	-	-	89	89

NOTE:  
D.L.O. WIDTH AND HEIGHT  
DIMENSIONS CAN BE REVERSED.

FRANK BENNARDO, P.E.  
PE# 96064 CA.-F-11383



04/02/2021

**ENGINEERING EXPRESS**  
CORPORATE OFFICE:  
160 SW 12th AVE, SUITE 106  
DEERFIELD BEACH, FL 33442  
(954) 354-0660 | (866) 396-9999  
TEAM@ENGINEERINGEXPRESS.COM  
ENGINEERINGEXPRESS.COM

**Oldcastle BuildingEnvelope®**  
803 AIRPORT ROAD  
TERRELL, TX, 75160  
Phn. (972) 551-6100

Reliance™ StormMax® Wet Glazed  
CURTAIN WALL SYSTEM

REMARKS	DRWN	CHKD	DATE
INIT ISSUE	JEM	AJP	08/21/20
2020 TDI UPDATE	TAE	AJP	03/17/21

COPYRIGHT ENGINEERING EXPRESS®

20-30425.4

SCALE: NTS UNLESS NOTED

05

OF 42

# SINGLE SPAN MULLION LOAD DETERMINATION

FRANK BENNARDO, P.E.  
PE# 96064 CA.-F-11383



04/02/2021

**ENGINEERING EXPRESS**  
CORPORATE OFFICE:  
160 SW 12th AVE, SUITE 106  
DEERFIELD BEACH, FL 33442  
(954) 354-0660 | (866) 396-9999  
TEAM@ENGINEERINGEXPRESS.COM  
ENGINEERINGEXPRESS.COM

**Oldcastle BuildingEnvelope®**  
803 AIRPORT ROAD  
TERRELL, TX, 75160  
Phn. (972) 551-6100

Reliance™ StormMax® Wet Glazed  
CURTAIN WALL SYSTEM

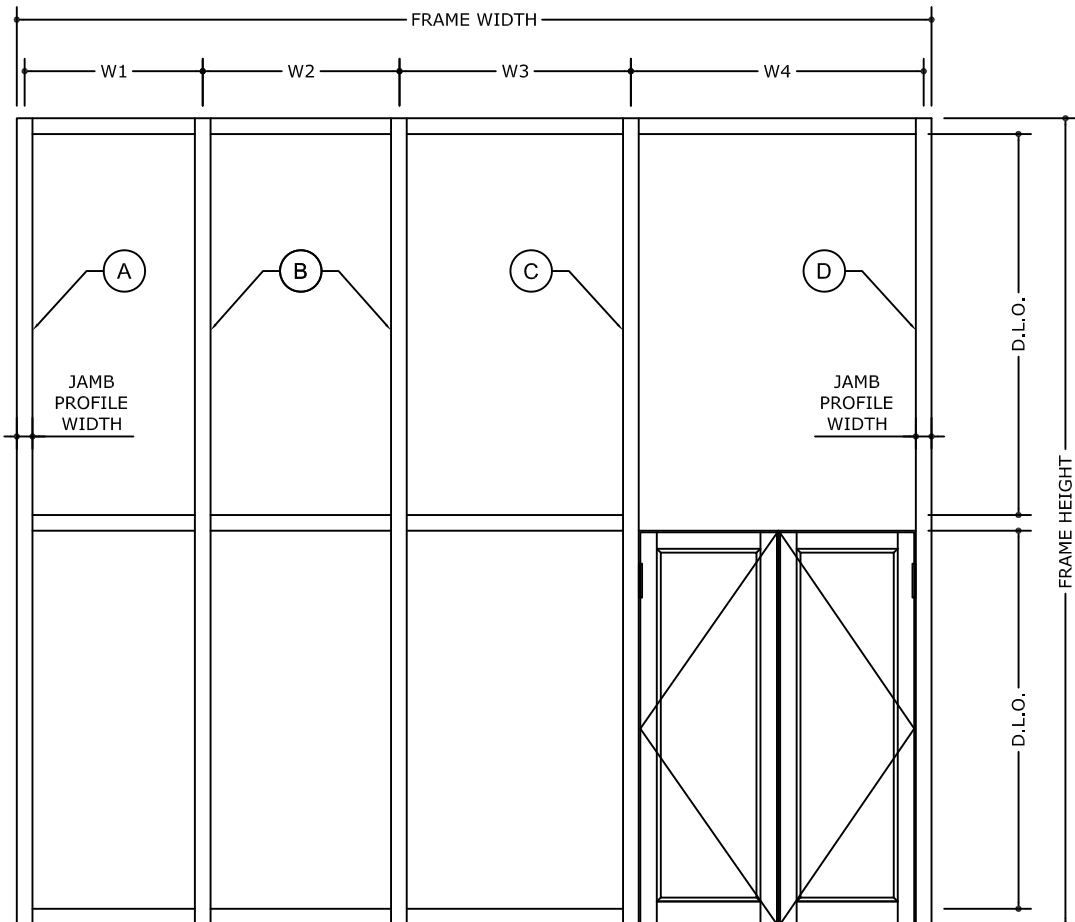
REMARKS	DRWN	CHKD	DATE
INIT ISSUE	JEM	AJP	08/21/20
2020 TDI UPDATE	TAE	AJP	03/17/21

COPYRIGHT ENGINEERING EXPRESS®

20-30425.4

SCALE: NTS UNLESS NOTED

06 OF 42



## LOAD DETERMINATION

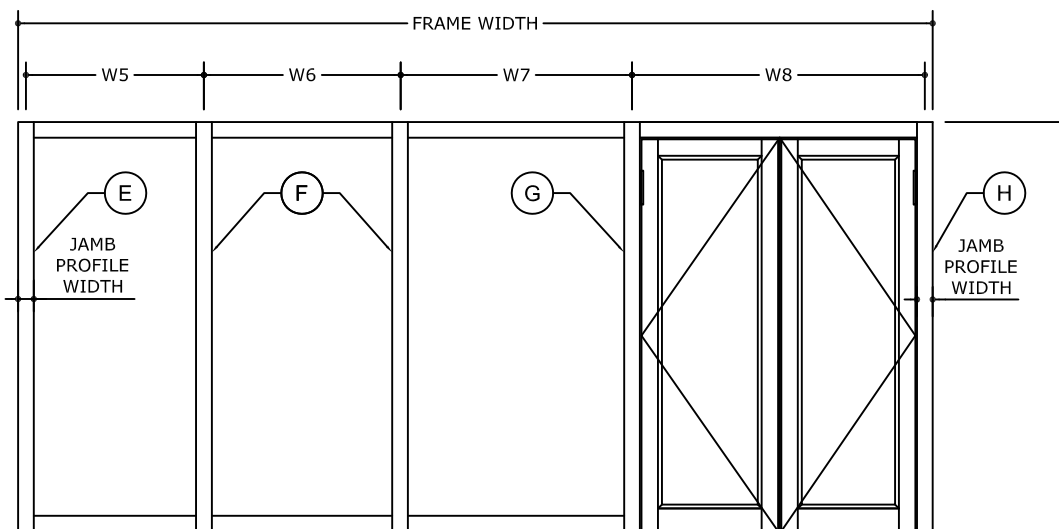
TRIBUTARY WIDTH A =  $\frac{W1}{2} + 1/2"$  JAMB PROFILE WIDTH  
(FOR STANDARD JAMB MULLION)

TRIBUTARY WIDTH B = LARGER OF  $\frac{W1 + W2}{2}$  OR  $\frac{W2 + W3}{2}$   
(FOR STANDARD MULLION)

TRIBUTARY WIDTH C =  $\frac{W3 + W4}{2}$   
(FOR INTERMEDIATE DOOR MULLION)

TRIBUTARY WIDTH D =  $\frac{W4}{2} + 1/2"$  JAMB PROFILE WIDTH  
(FOR DOOR JAMB MULLION)

(A)	(E)	(I)	JAMB MULLION
(B)	(F)		STANDARD MULLION
(C)	(G)		DOOR JAMB INTERMEDIATE MULLION
(D)	(H)		DOOR JAMB MULLION



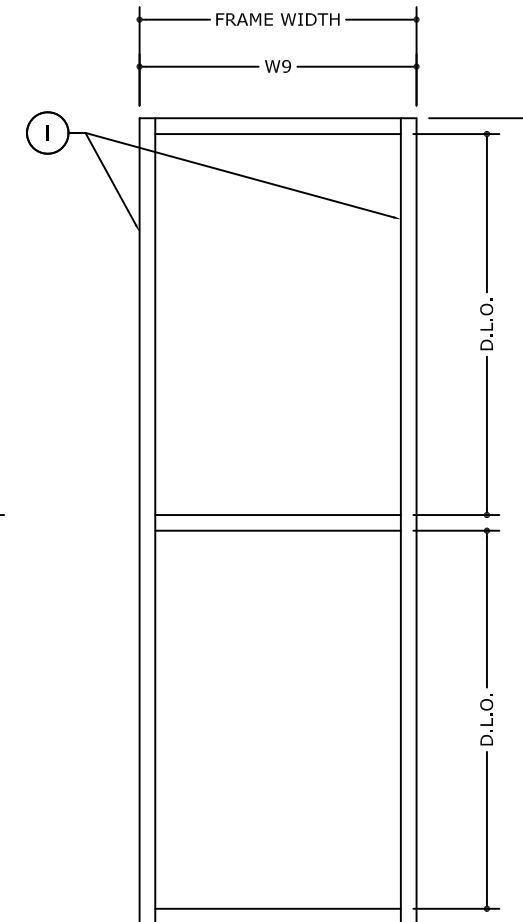
## LOAD DETERMINATION

TRIBUTARY WIDTH E =  $\frac{W5}{2} + 1/2"$  JAMB PROFILE WIDTH  
(FOR STANDARD JAMB MULLION)

TRIBUTARY WIDTH F = LARGER OF  $\frac{W5 + W6}{2}$  OR  $\frac{W6 + W7}{2}$   
(FOR STANDARD MULLION)

TRIBUTARY WIDTH G =  $\frac{W7 + W8}{2}$   
(FOR INTERMEDIATE DOOR MULLION)

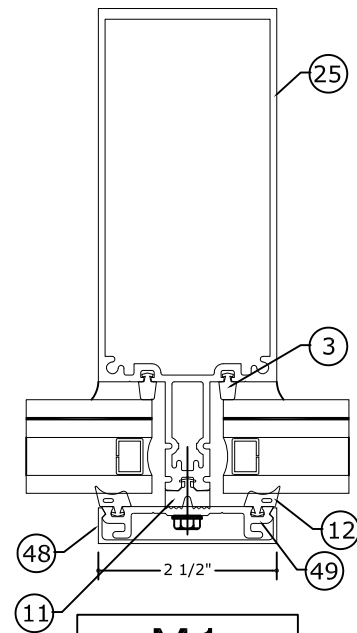
TRIBUTARY WIDTH H =  $\frac{W8}{4} + 1/2"$  JAMB PROFILE WIDTH  
(FOR DOOR JAMB MULLION)



## LOAD DETERMINATION

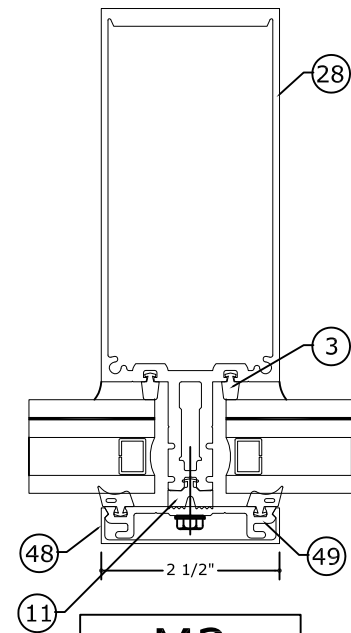
TRIBUTARY WIDTH I =  $\frac{W9}{2}$   
(FOR STANDARD JAMB MULLION)

# Reliance™ StormMax® SINGLE SPAN MULLION



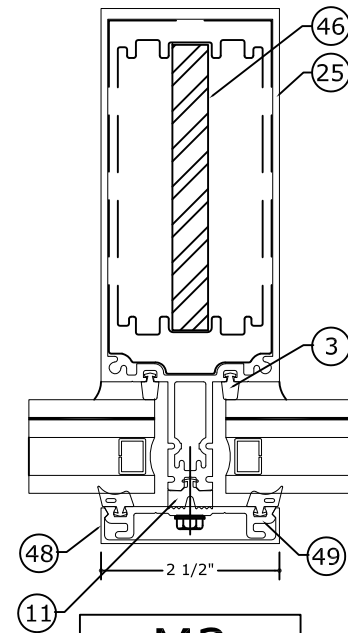
**M1**  
Ix= 10.803 in4  
Sx= 3.1168 in3

IN TERMS OF ALUMINUM



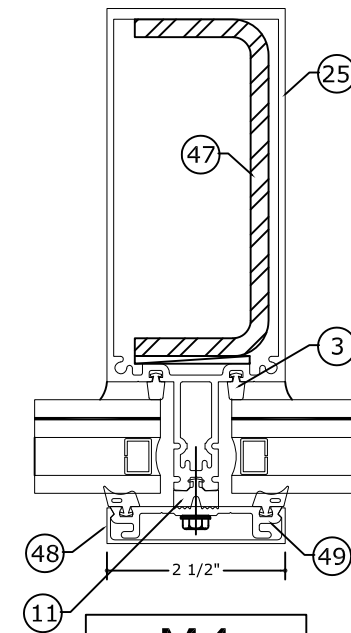
**M2**  
Ix= 14.226 in4  
Sx= 4.0529 in3

IN TERMS OF ALUMINUM



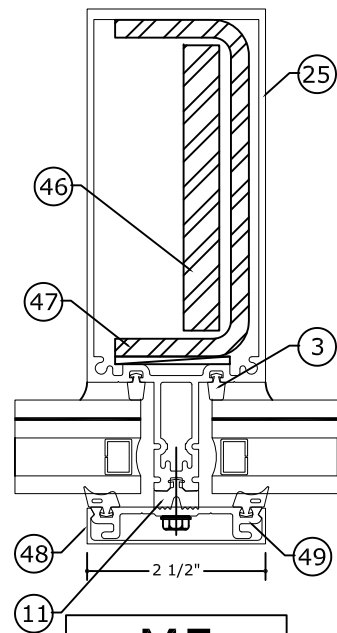
**M3**  
Ix= 28.759 in4  
Sx= 6.7634 in3

IN TERMS OF ALUMINUM



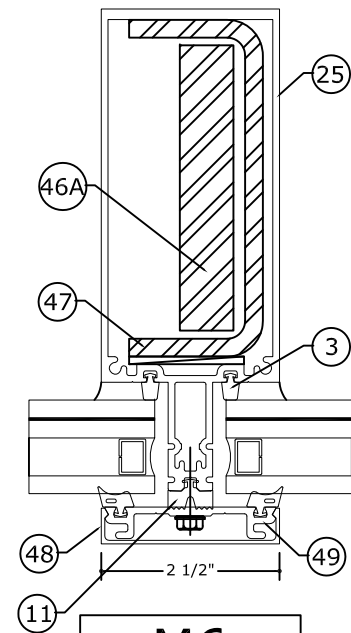
**M4**  
Ix= 29.375 in4  
Sx= 7.31 in3

IN TERMS OF ALUMINUM



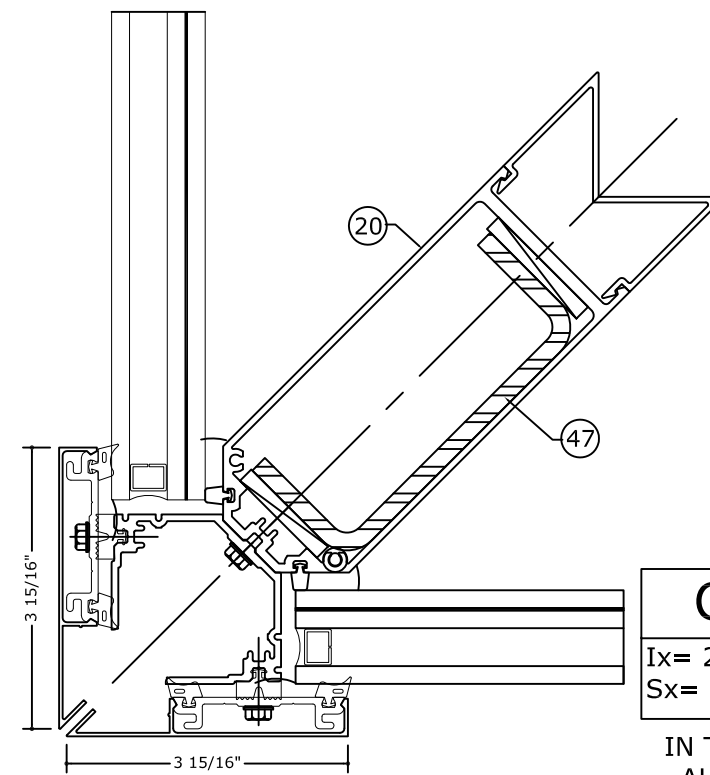
**M5**  
Ix= 33.207 in4  
Sx= 7.602 in3

IN TERMS OF ALUMINUM



**M6**  
Ix= 48.127 in4  
Sx= 10.740 in3

IN TERMS OF ALUMINUM



**CM1**  
Ix= 27.782 in4  
Sx= 8.6737 in3

IN TERMS OF ALUMINUM

NOTE:  
SINGLE SPAN  
REINFORCEMENT IS FULL  
LENGTH.

NOTE:  
REINFORCEMENT MEMBERS  
MUST BE SHIMMED TIGHT.

FRANK BENNARDO, P.E.  
PE# 96064 CA.-F-11383



04/02/2021



CORPORATE OFFICE:  
160 SW 12th AVE, SUITE 106  
DEERFIELD BEACH, FL 33442  
(954) 354-0660 | (866) 396-9999  
TEAM@ENGINEERINGEXPRESS.COM  
ENGINEERINGEXPRESS.COM

**Oldcastle BuildingEnvelope®**  
803 AIRPORT ROAD  
TERRELL, TX, 75160  
Phn. (972) 551-6100

Reliance™ StormMax® Wet Glazed  
CURTAIN WALL SYSTEM

REMARKS	DRWN	CHKD	DATE
INIT ISSUE	JEM	AJP	08/21/20
2020 TDI UPDATE	TAE	AJP	03/17/21

COPYRIGHT ENGINEERING EXPRESS®

20-30425.4

SCALE: NTS UNLESS NOTED

07 OF 42

C:\Users\thayr\Engineering\Express\Production - Documents\Projects\20-30425 Impact Curtain Wall (Reliance) - TDI Submittal\01 Drawings\2020 TDI Update\20-30425.4a Impact Curtain Wall (Wet Glazed).dwg

04/02/2021 - 1:39pm thayr

# Reliance™ StormMax® SINGLE SPAN MULLION

FRANK BENNARDO, P.E.  
PE# 96064 CA.-F-11383



04/02/2021

**ENGINEERING EXPRESS®**  
CORPORATE OFFICE:  
160 SW 12th AVE, SUITE 106  
DEERFIELD BEACH, FL 33442  
(954) 354-0660 | (866) 396-9999  
TEAM@ENGINEERINGEXPRESS.COM  
ENGINEERINGEXPRESS.COM

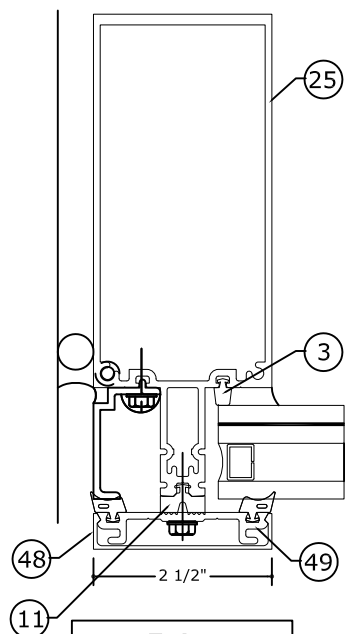
**Oldcastle BuildingEnvelope®**

803 AIRPORT ROAD  
TERRELL, TX, 75160  
Phn. (972) 551-6100

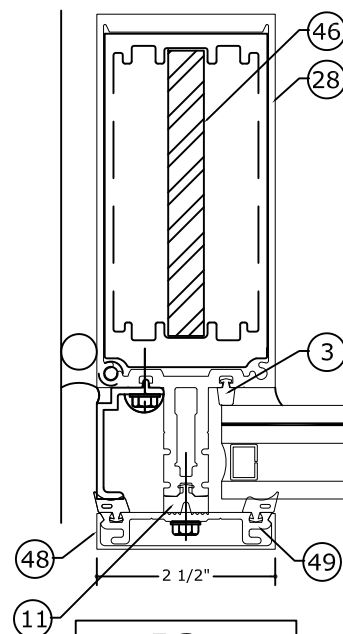
Reliance™ StormMax® Wet Glazed  
CURTAIN WALL SYSTEM

NOTE:  
SINGLE SPAN  
REINFORCEMENT IS FULL  
LENGTH.

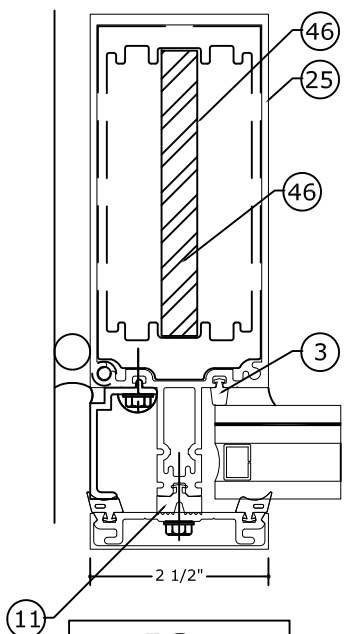
NOTE:  
REINFORCEMENT MEMBERS  
MUST BE SHIMMED TIGHT.



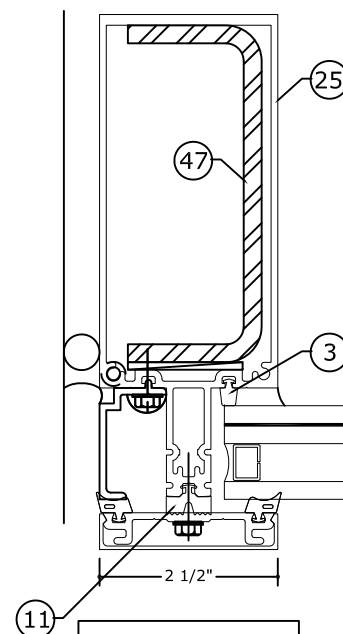
**J1**  
Ix= 10.803 in4  
Sx= 3.1168 in3  
IN TERMS OF  
ALUMINUM



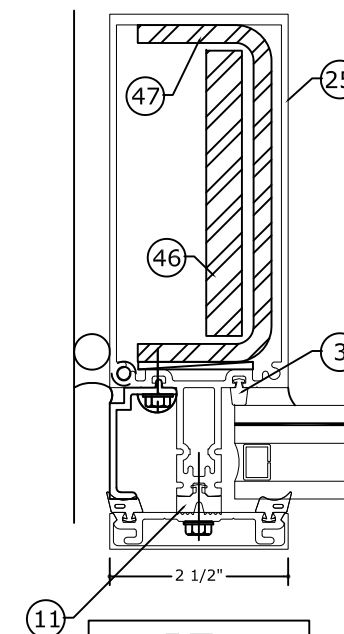
**J2**  
Ix= 40.8090 in4  
Sx= 9.3365 in3  
IN TERMS OF  
ALUMINUM



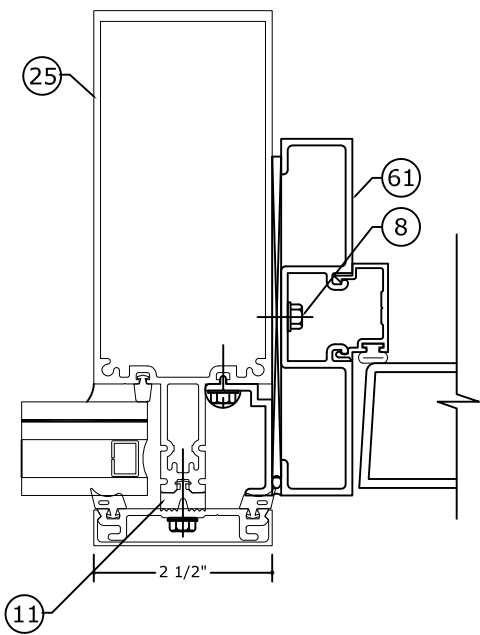
**J3**  
Ix= 28.759 in4  
Sx= 6.7634 in3  
IN TERMS OF  
ALUMINUM



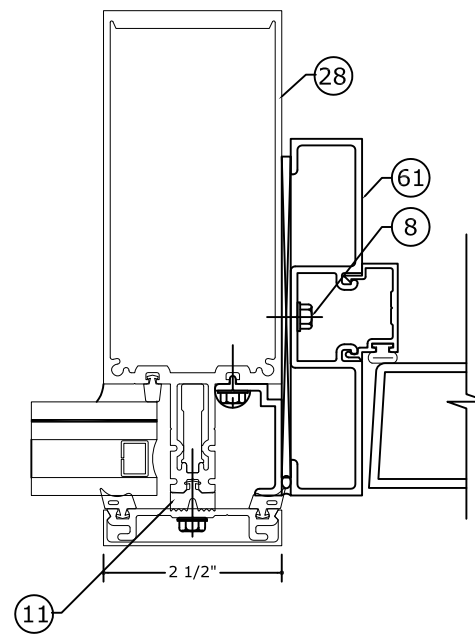
**J4**  
Ix= 29.375 in4  
Sx= 7.31 in3  
IN TERMS OF  
ALUMINUM



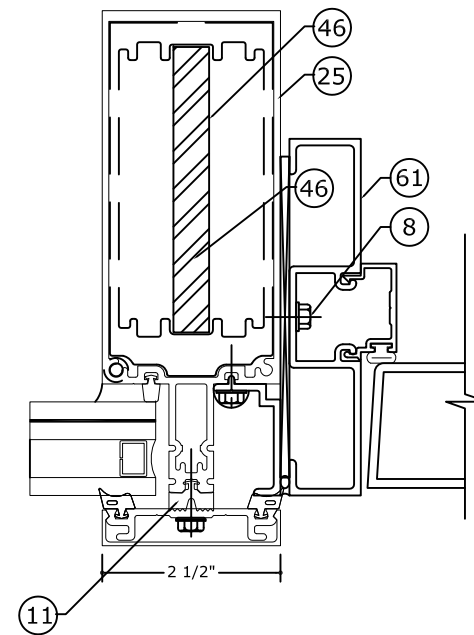
**J5**  
Ix= 33.207 in4  
Sx= 7.602 in3  
IN TERMS OF  
ALUMINUM



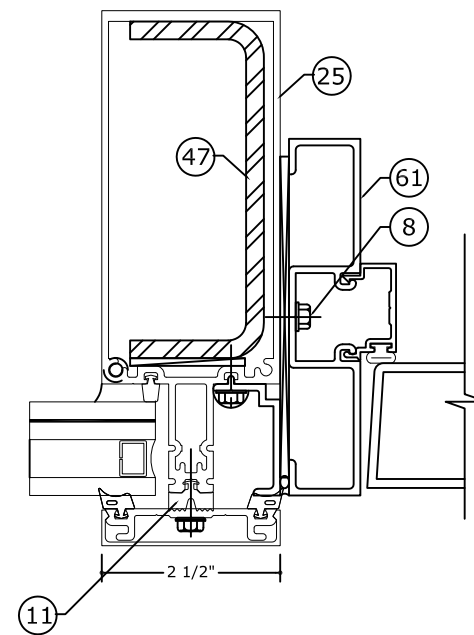
**DJ1**  
Ix= 10.803 in4  
Sx= 3.1168 in3  
IN TERMS OF  
ALUMINUM



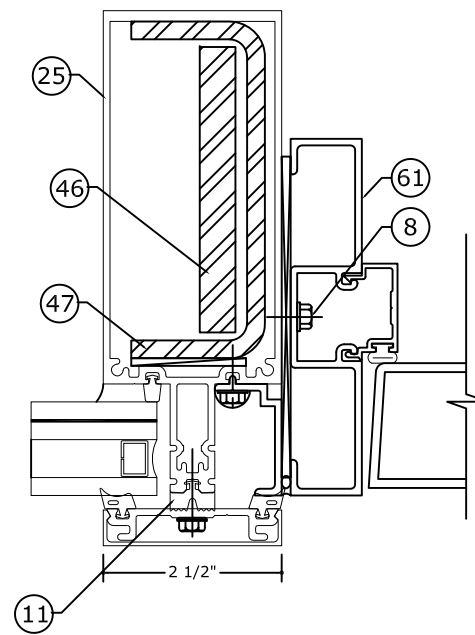
**DJ2**  
Ix= 14.226 in4  
Sx= 4.0529 in3  
IN TERMS OF  
ALUMINUM



**DJ3**  
Ix= 28.759 in4  
Sx= 6.7634 in3  
IN TERMS OF  
ALUMINUM



**DJ4**  
Ix= 29.375 in4  
Sx= 7.31 in3  
IN TERMS OF  
ALUMINUM



**DJ5**  
Ix= 33.207 in4  
Sx= 7.602 in3  
IN TERMS OF  
ALUMINUM

REMARKS	DRWN	CHKD	DATE
INIT ISSUE	JEM	AJP	08/21/20
2020 TDI UPDATE	TAE	AJP	03/17/21

COPYRIGHT ENGINEERING EXPRESS®

20-30425.4

SCALE: NTS UNLESS NOTED

08 OF 42

C:\Users\thayer\Engineering\Express\Production - Documents\Projects\20-30425 Impact Curtain Wall (Reliance) - TDI Submittal\01 Drawings\2020 TDI Update\20-30425.4a Impact Curtain Wall (Wet Glazed).dwg  
thayer  
04/02/2021 - 1:39pm







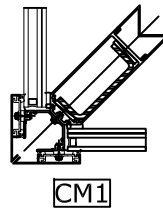




# MAXIMUM A.S.D. DESIGN PRESSURE RATING FOR STANDARD CORNER MULLION - SINGLE SPAN

SINGLE SPAN CORNER MULLION LOADING CHART		MULLION TYPE	
		CM1	
FRAME HEIGHT (in)	TRIBUTARY WIDTH (in)	(+) P.S.F.	(-) P.S.F.
96	24	100	100
	30	100	100
	36	100	100
	42	100	100
	48	100	100
	54	100	100
	60	100	100
	66	100	100
102	72	100	100
	24	100	100
	30	100	100
	36	100	100
	42	100	100
	48	100	100
	54	100	100
	60	100	100
114	66	100	100
	72	100	100
	24	100	100
	30	100	100
	36	100	100
	42	100	100
	48	100	100
	54	100	100
120	60	100	100
	66	100	100
	72	100	100
	24	100	100
	30	100	100
	36	100	100
	42	100	100
	48	100	100

SINGLE SPAN CORNER MULLION LOADING CHART		MULLION TYPE	
		CM1	
FRAME HEIGHT (in)	TRIBUTARY WIDTH (in)	(+) P.S.F.	(-) P.S.F.
126	24	100	100
	30	100	100
	36	100	100
	42	100	100
	48	100	100
	54	100	100
	60	100	100
	66	100	100
132	72	100	100
	24	100	100
	30	100	100
	36	100	100
	42	100	100
	48	100	100
	54	100	100
	60	100	100
138	66	100	100
	72	100	100
	24	100	100
	30	100	100
	36	100	100
	42	100	100
	48	100	100
	54	100	100
144	60	100	100
	66	100	100
	72	100	100
	24	100	100
	30	100	100
	36	100	100
	42	100	100
	48	100	100
150	54	100	100
	60	100	100
	66	100	100
	72	100	100
	24	100	100
	30	100	100
	36	100	100
	42	100	100



FRANK BENNARDO, P.E.  
PE# 96064 CA.-F-11383



04/02/2021

**ENGINEERING EXPRESS®**  
CORPORATE OFFICE:  
160 SW 12th AVE, SUITE 106  
DEERFIELD BEACH, FL 33442  
(954) 354-0660 | (866) 396-9999  
TEAM@ENGINEERINGEXPRESS.COM  
ENGINEERINGEXPRESS.COM

**Oldcastle BuildingEnvelope®**

803 AIRPORT ROAD  
TERRELL, TX, 75160  
Phn. (972) 551-6100

Reliance™ StormMax® Wet Glazed  
CURTAIN WALL SYSTEM

REMARKS	DRWN	CHKD	DATE
INIT ISSUE	JEM	AJP	08/21/20
2020 TDI UPDATE	TAE	AJP	03/17/21

COPYRIGHT ENGINEERING EXPRESS®

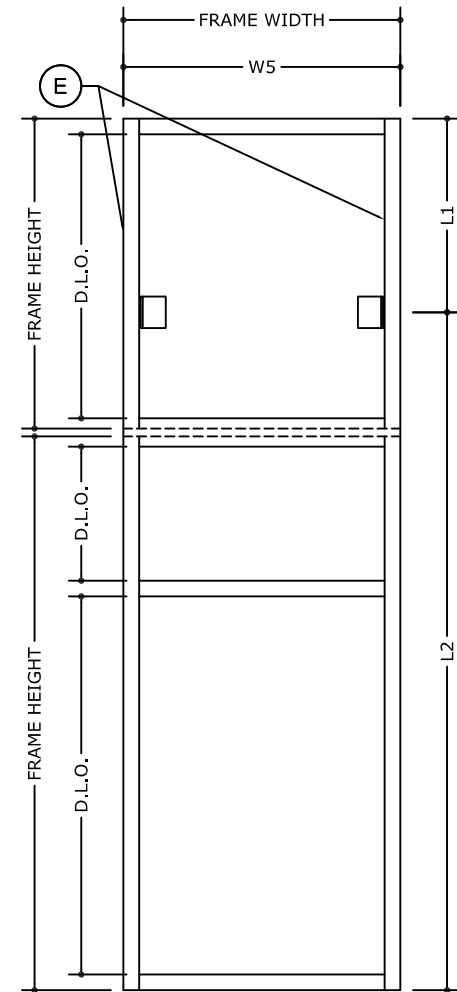
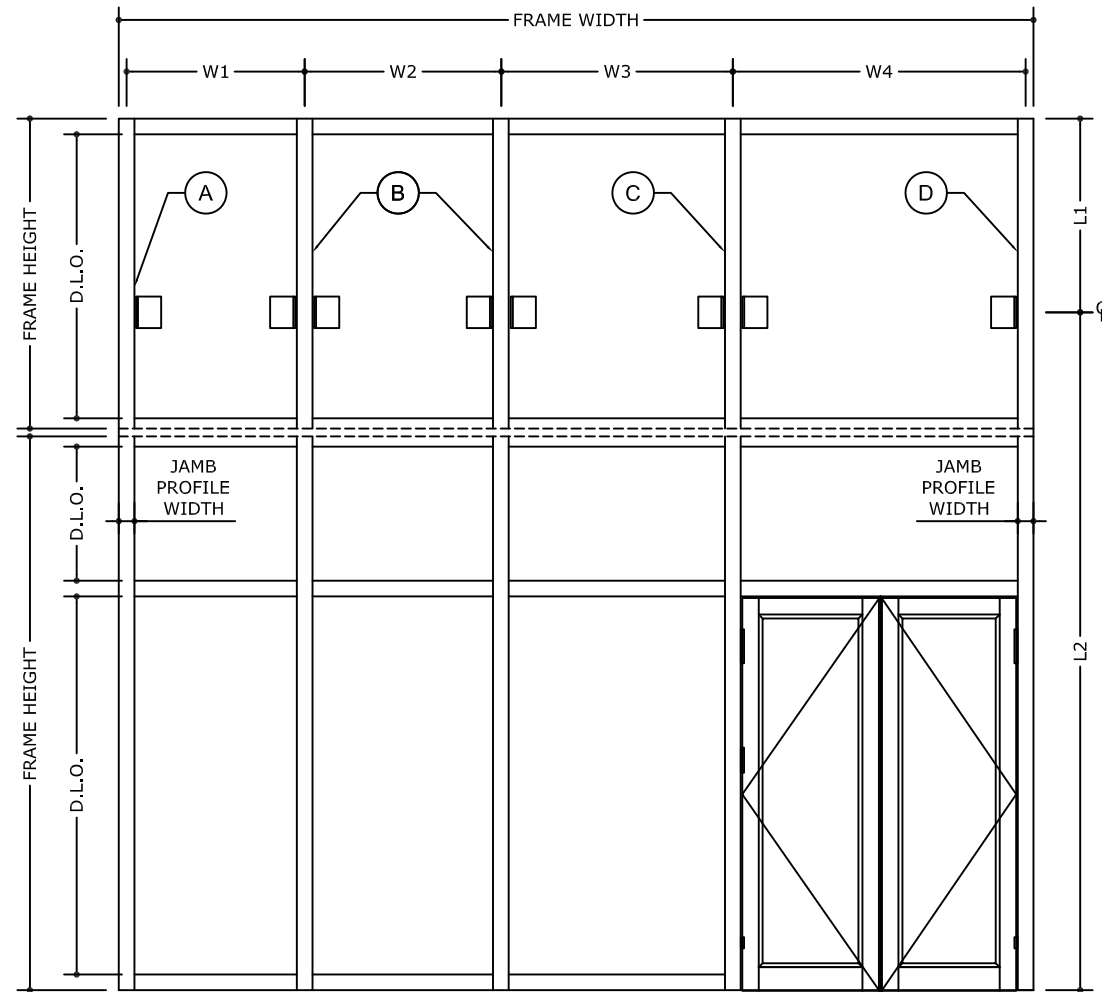
20-30425.4

SCALE: NTS UNLESS NOTED

13

OF 42

# TWIN SPAN MULLION DETERMINATION LOAD



SPAN (L) = LARGER OF L1 OR L2

## LOAD DETERMINATION

TRIBUTARY WIDTH A =  $\frac{W1}{2} + 1/2"$  JAMB PROFILE WIDTH  
(FOR STANDARD JAMB MULLION)

TRIBUTARY WIDTH B = LARGER OF  $\frac{W1 + W2}{2}$  OR  $\frac{W2 + W3}{2}$   
(FOR STANDARD MULLION)

TRIBUTARY WIDTH C =  $\frac{W3 + W4}{2}$   
(FOR INTERMEDIATE DOOR MULLION)

TRIBUTARY WIDTH D =  $\frac{W4}{2} + 1/2"$  JAMB PROFILE WIDTH  
(FOR DOOR JAMB MULLION)

- (A) (E) JAMB MULLION
- (B) STANDARD MULLION
- (C) DOOR JAMB INTERMEDIATE MULLION
- (D) DOOR JAMB MULLION

## LOAD DETERMINATION

TRIBUTARY WIDTH E =  $\frac{W5}{2}$   
(FOR STANDARD JAMB MULLION)

FRANK BENNARDO, P.E.  
PE# 96064 CA.-F-11383



04/02/2021

**ENGINEERING EXPRESS**  
CORPORATE OFFICE:  
160 SW 12th AVE, SUITE 106  
DEERFIELD BEACH, FL 33442  
(954) 354-0660 | (866) 396-9999  
TEAM@ENGINEERINGEXPRESS.COM  
ENGINEERINGEXPRESS.COM

**Oldcastle BuildingEnvelope®**

803 AIRPORT ROAD  
TERRELL, TX, 75160  
Phn. (972) 551-6100

Reliance™ StormMax® Wet Glazed  
CURTAIN WALL SYSTEM

REMARKS	DRWN	CHKD	DATE
INIT ISSUE	JEM	AJP	08/21/20
2020 TDI UPDATE	TAE	AJP	03/17/21

COPYRIGHT ENGINEERING EXPRESS®

20-30425.4

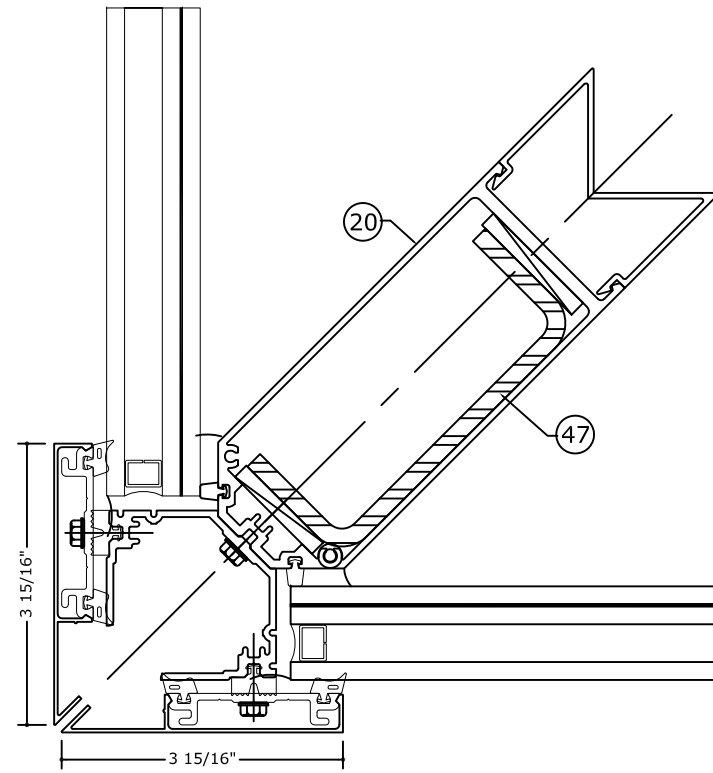
SCALE: NTS UNLESS NOTED

14 OF 42

C:\Users\thayer\Engineering\Express\Production - Documents\Projects\20-30425 Impact Curtain Wall (Reliance) - TDI Submittal\01\Drawings\2020 TDI Update\20-30425.4a Impact Curtain Wall (Wet Glazed).dwg

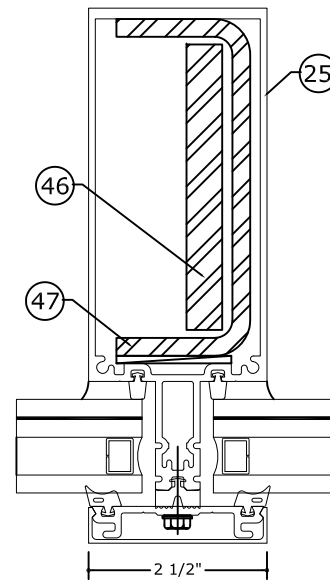
04/02/2021 - 1:39pm thayer

# Reliance™ StormMax® TWIN SPAN MULLION (WITH & WITHOUT SPLICE)



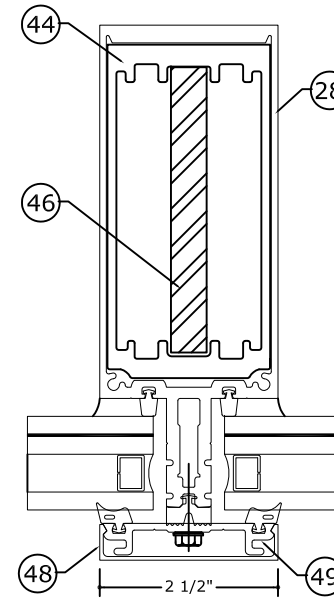
**TCM1**  
Ix= 27.782 in4  
Sx= 8.6737 in3

IN TERMS OF ALUMINUM



**TM1**  
Ix= 33.207 in4  
Sx= 7.602 in3

IN TERMS OF ALUMINUM



**TM2**  
Ix= 40.8090 in4  
Sx= 9.3365 in3

IN TERMS OF ALUMINUM

NOTE:  
REFER TO PAGE 17 & 18 FOR LENGTH OF SLEEVE (PART 44) & AND REINFORCEMENT (PART 46 & 47)

NOTE:  
REINFORCEMENT MEMBERS MUST BE SHIMMED TIGHT.

FRANK BENNARDO, P.E.  
PE# 96064 CA.-F-11383



04/02/2021

**ENGINEERING EXPRESS®**  
CORPORATE OFFICE:  
160 SW 12th AVE, SUITE 106  
DEERFIELD BEACH, FL 33442  
(954) 354-0660 | (866) 396-9999  
TEAM@ENGINEERINGEXPRESS.COM  
ENGINEERINGEXPRESS.COM

**Oldcastle BuildingEnvelope®**

803 AIRPORT ROAD  
TERRELL, TX, 75160  
Phn. (972) 551-6100

Reliance™ StormMax® Wet Glazed  
CURTAIN WALL SYSTEM

REMARKS	DRWN	CHKD	DATE
INIT ISSUE	JEM	AJP	08/21/20
2020 TDI UPDATE	TAE	AJP	03/17/21

COPYRIGHT ENGINEERING EXPRESS®

20-30425.4

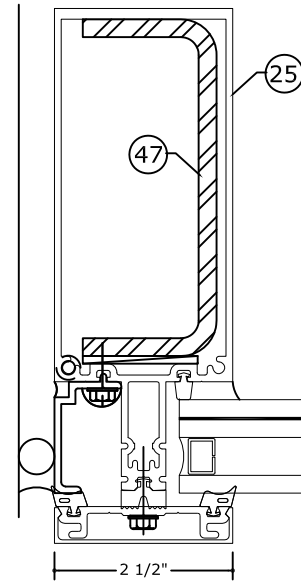
SCALE: NTS UNLESS NOTED

15 OF 42

C:\Users\thayer\Engineering\Express\Production - Documents\Projects\20-30425 Impact Curtain Wall (Reliance) - TDI Submittal\01\Drawings\2020 TDI Update\20-30425.4a Impact Curtain Wall (Wet Glazed).dwg

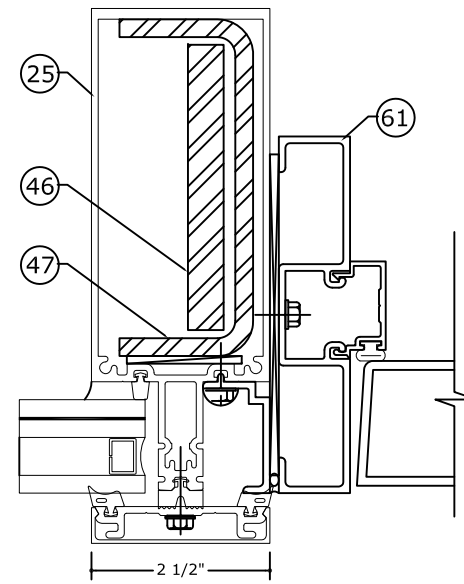
thayer 04/02/2021 - 1:39pm

# Reliance™ StormMax® TWIN SPAN JAMBS (WITH & WITHOUT SPLICE)



**TJ1**  
 $I_x = 29.375 \text{ in}^4$   
 $S_x = 7.31 \text{ in}^3$

IN TERMS OF ALUMINUM



**TDJ1**  
 $I_x = 33.207 \text{ in}^4$   
 $S_x = 7.602 \text{ in}^3$

IN TERMS OF ALUMINUM

NOTE:  
 REFER TO PAGE 17 & 18 FOR  
 LENGTH OF REINFORCEMENT  
 (PART 46 & 47)

NOTE:  
 REINFORCEMENT MEMBERS  
 MUST BE SHIMMED TIGHT.

FRANK BENNARDO, P.E.  
 PE# 96064 CA.-F-11383



04/02/2021

**ENGINEERING EXPRESS®**  
 CORPORATE OFFICE:  
 160 SW 12th AVE, SUITE 106  
 DEERFIELD BEACH, FL 33442  
 (954) 354-0660 | (866) 396-9999  
 TEAM@ENGINEERINGEXPRESS.COM  
 ENGINEERINGEXPRESS.COM

**Oldcastle BuildingEnvelope®**

803 AIRPORT ROAD  
 TERRELL, TX, 75160  
 Phn. (972) 551-6100

Reliance™ StormMax® Wet Glazed  
 CURTAIN WALL SYSTEM

REMARKS	DRWN		CHKD		DATE
	JEM	AJP	TAE	AJP	
INIT ISSUE					08/21/20
2020 TDI UPDATE					03/17/21

COPYRIGHT ENGINEERING EXPRESS®

20-30425.4

SCALE: NTS UNLESS NOTED

16 OF 42



# OPTIONS FOR JAMB, CORNER AND STANDARD MULLIONS INSTALLATION FOR TWIN SPAN CURTAIN WALL SYSTEM WITH SPLICED MULLIONS

FRANK BENNARDO, P.E.  
PE# 96064 CA-F-11383



04/02/2021

**ENGINEERING EXPRESS**  
CORPORATE OFFICE:  
160 SW 12th AVE, SUITE 106  
DEERFIELD BEACH, FL 33442  
(954) 354-0660 | (866) 396-9999  
TEAM@ENGINEERINGEXPRESS.COM  
ENGINEERINGEXPRESS.COM

**Oldcastle BuildingEnvelope®**  
803 AIRPORT ROAD  
TERRELL, TX, 75160  
Phn. (972) 551-6100

Reliance™ StormMax® Wet Glazed  
CURTAIN WALL SYSTEM

DRWN	CHKD	DATE
JEM	AJP	08/21/20
TAE	AJP	03/17/21

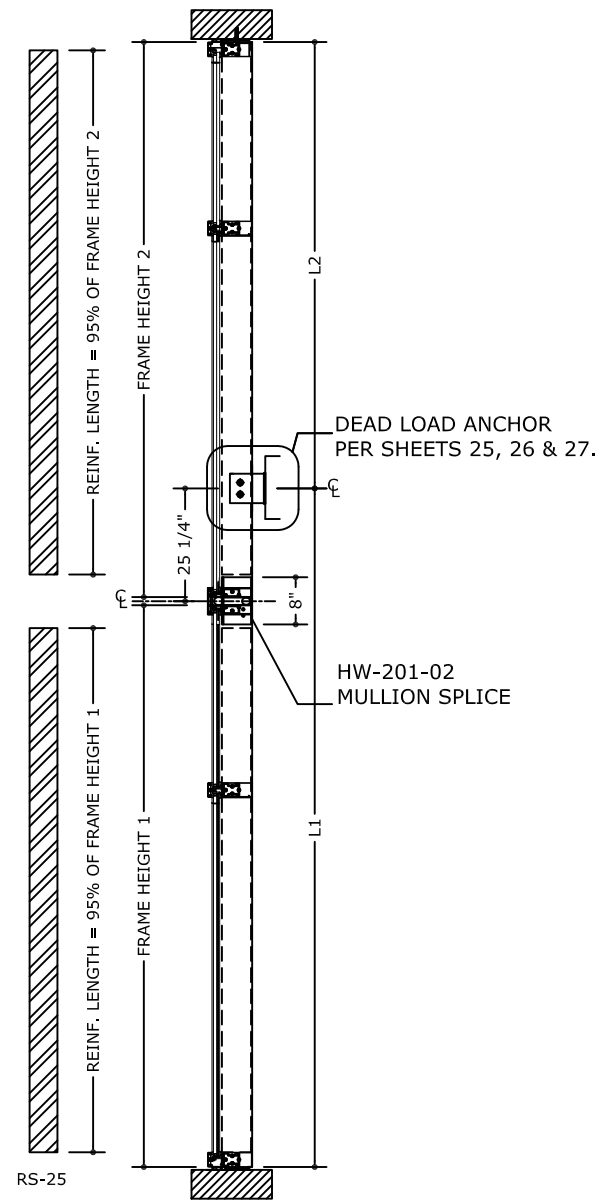
REMARKS  
INIT ISSUE  
2020 TDI UPDATE

COPYRIGHT ENGINEERING EXPRESS®

20-30425.4

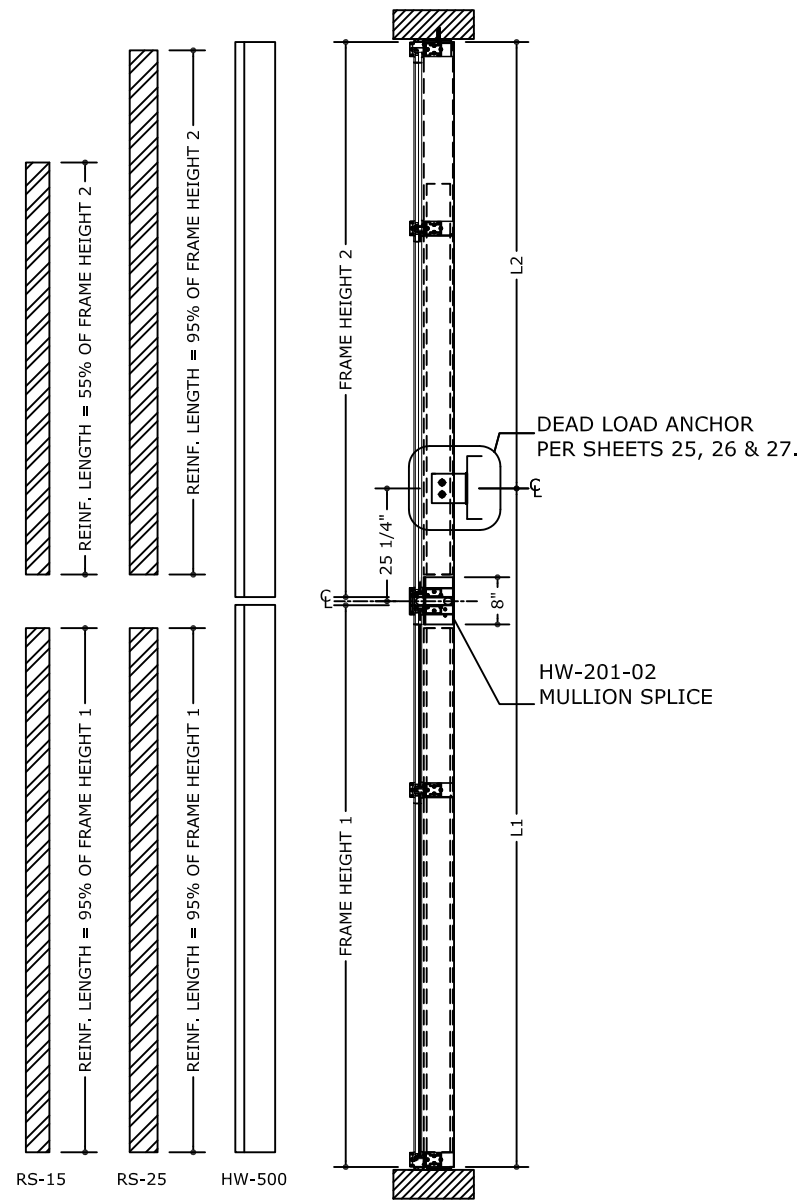
SCALE: NTS UNLESS NOTED

17 OF 42

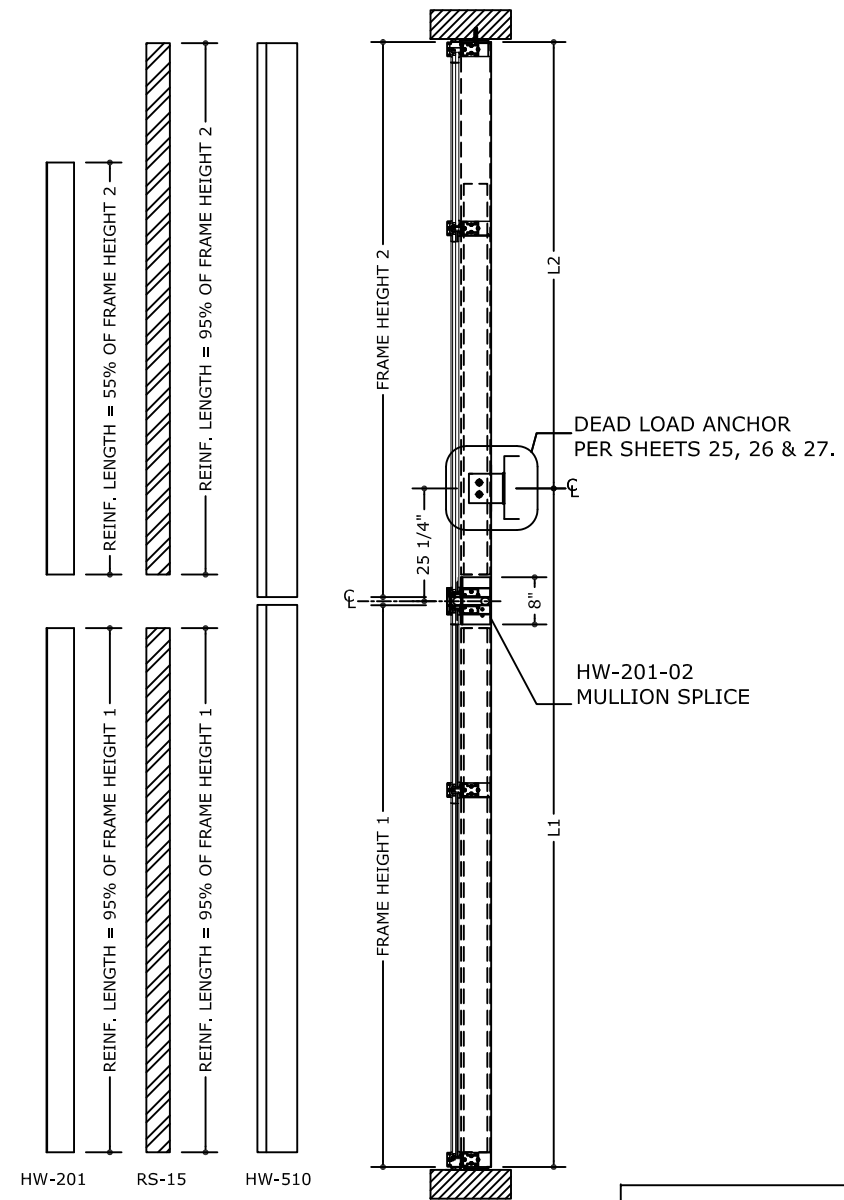


HW-500 AT JAMB MULLION  
HW-240 AT CORNER MULLION

SIDE VIEW FOR: **TJ1** **TCM1**



SIDE VIEW FOR: **TM1** **TDJ1**



SIDE VIEW FOR: **TM2**

NOTE: REFER TO 4/31 AND 4.1/31 FOR REINFORCEMENT LOCATION

NOTE: CONTINUOUS REINFORCEMENT AS SHOWN

NOTE: L1+ L2 SHALL NOT EXCEED 325" IN LENGTH

# OPTIONS FOR JAMB, CORNER AND STANDARD MULLIONS INSTALLATION FOR TWIN SPAN CURTAIN WALL SYSTEM WITH CONTINUOUS (NON-SPLICED) MULLIONS

FRANK BENNARDO, P.E.  
PE# 96064 CA.-F-11383



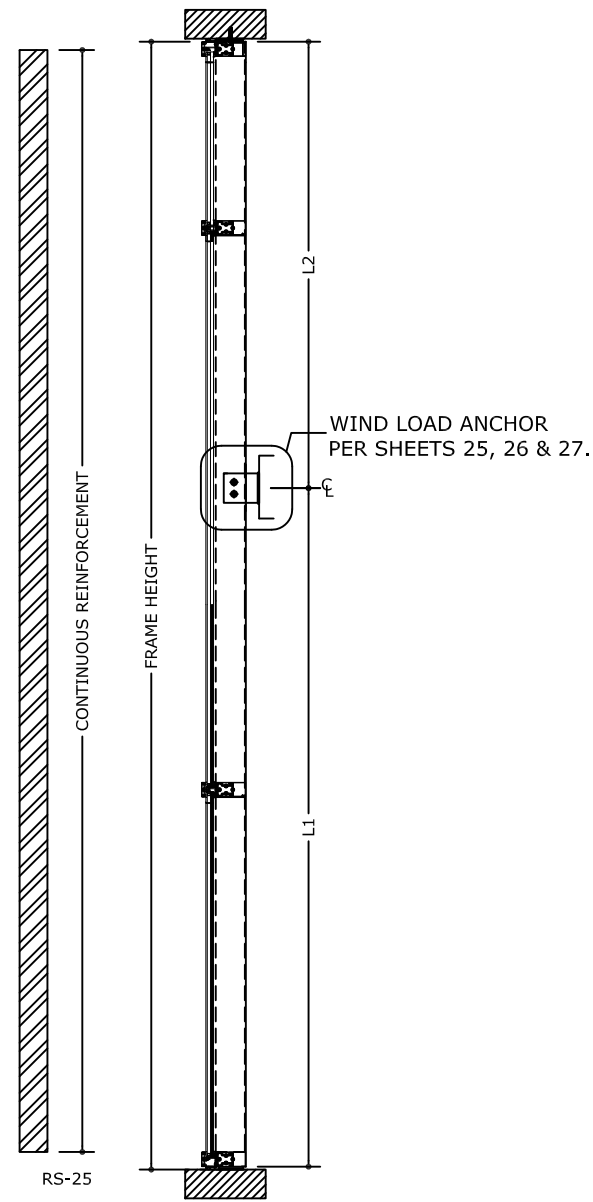
04/02/2021

**ENGINEERING EXPRESS**  
CORPORATE OFFICE:  
160 SW 12th AVE, SUITE 106  
DEERFIELD BEACH, FL 33442  
(954) 354-0660 | (866) 396-9999  
TEAM@ENGINEERINGEXPRESS.COM  
ENGINEERINGEXPRESS.COM

**Oldcastle BuildingEnvelope®**

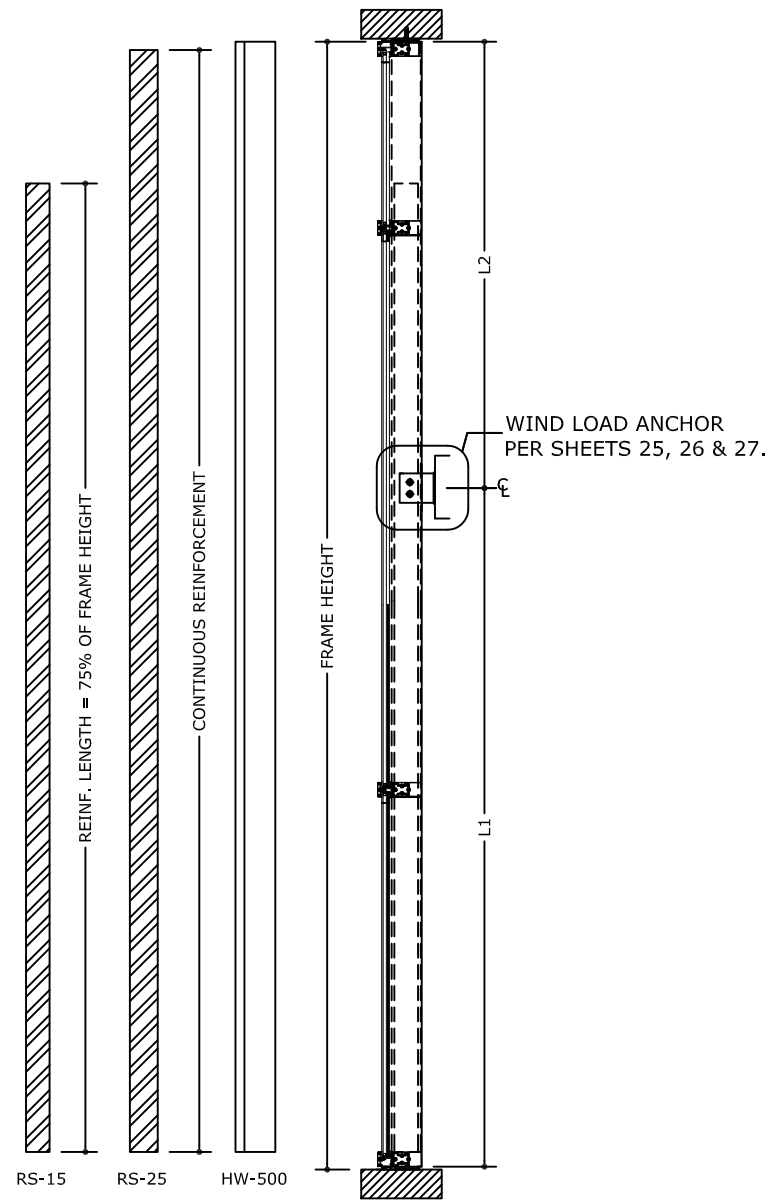
803 AIRPORT ROAD  
TERRELL, TX, 75160  
Phn. (972) 551-6100

Reliance™ StormMax® Wet Glazed  
CURTAIN WALL SYSTEM

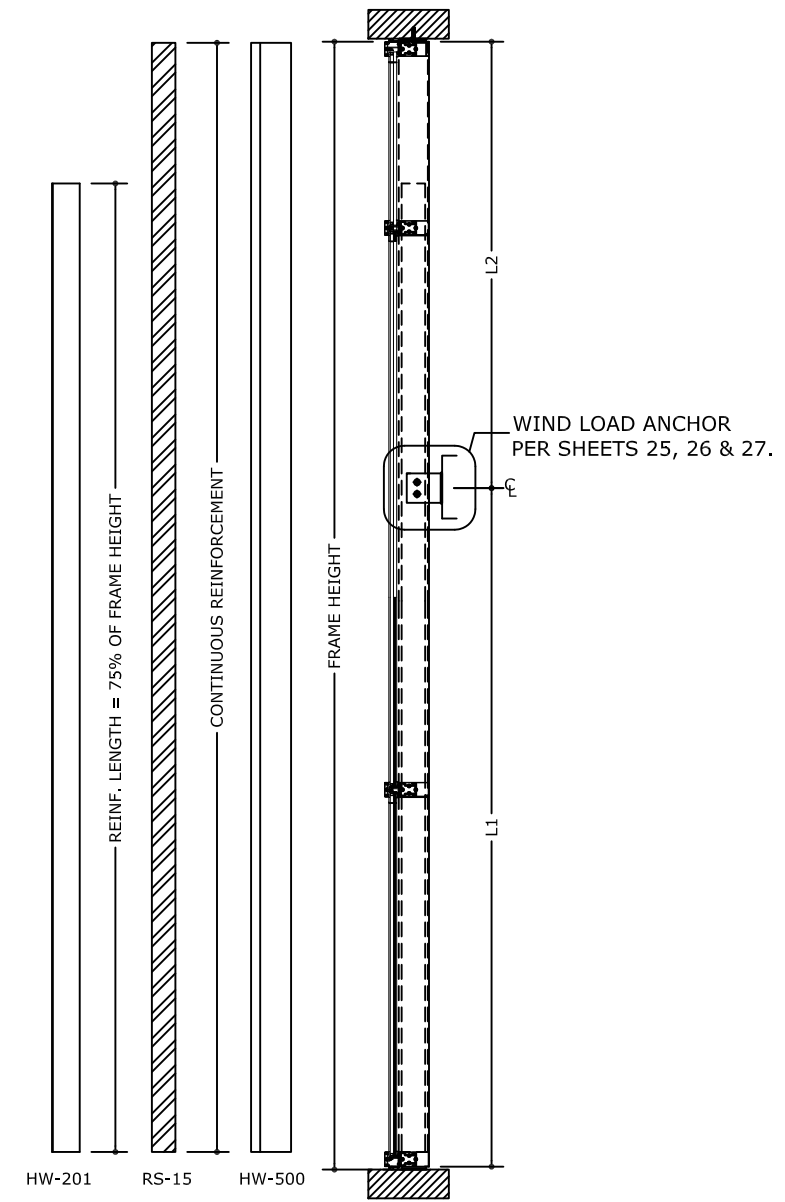


HW-500 AT JAMB MULLION  
HW-240 AT CORNER MULLION

SIDE VIEW FOR: TJ1 TCM1



SIDE VIEW FOR: TM1 TDJ1



SIDE VIEW FOR: TM2

NOTE: CONTINUOUS REINFORCEMENT AS SHOWN

NOTE: L1+ L2 SHALL NOT EXCEED 325" IN LENGTH

REMARKS	DRWN	CHKD	DATE
INIT ISSUE	JEM	AJP	08/21/20
2020 TDI UPDATE	TAE	AJP	03/17/21

COPYRIGHT ENGINEERING EXPRESS®

20-30425.4

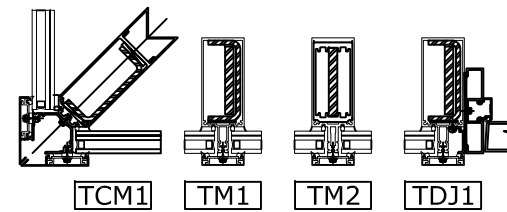
SCALE: NTS UNLESS NOTED

18

OF 42

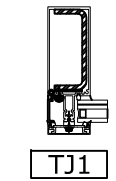
# MAXIMUM A.S.D. DESIGN PRESSURE RATING FOR STANDARD MULLIONS TWIN SPAN WITH SLICED AND NON-SPLICED MULLIONS

TWIN SPAN MULLION LOADING CHART		MULLION TYPE	
SPAN (L) (in)	TRIBUTARY WIDTH (in)	TCM1 - TM1 - TM2 - TDJ1	
		(+) P.S.F.	(-) P.S.F.
96	24	100	100
	30	100	100
	36	100	100
	42	100	100
	48	100	100
	54	100	100
	60	100	100
	66	100	100
	72	100	100
102	24	100	100
	30	100	100
	36	100	100
	42	100	100
	48	100	100
	54	100	100
	60	100	100
	66	100	100
	72	100	100
108	24	100	100
	30	100	100
	36	100	100
	42	100	100
	48	100	100
	54	100	100
	60	100	100
	66	100	100
	72	100	100



# MAXIMUM A.S.D. DESIGN PRESSURE RATING FOR STANDARD JAMBS TWIN SPAN WITH SLICED AND NON-SPLICED JAMBS

TWIN SPAN JAMB LOADING CHART		JAMB TYPE		
SPAN (L) (in)	TRIBUTARY WIDTH (in)	TJ1		
		(+) P.S.F.	(-) P.S.F.	
96	8	100	100	
	12	100	100	
	16	100	100	
	20	100	100	
	25-1/2	100	100	
	31-1/2	100	100	
	38	100	100	
	44	100	100	
	50	100	100	
	56	100	100	
	102	8	100	100
		12	100	100
16		100	100	
20		100	100	
25-1/2		100	100	
31-1/2		100	100	
38		100	100	
44		100	100	
50		100	100	
108		8	100	100
		12	100	100
		16	100	100
	20	100	100	
	25-1/2	100	100	
	31-1/2	100	100	
	38	100	100	
	44	100	100	
	50	100	100	



FRANK BENNARDO, P.E.  
PE# 96064 CA.-F-11383



04/02/2021

**ENGINEERING EXPRESS**  
CORPORATE OFFICE:  
160 SW 12th AVE., SUITE 106  
DEERFIELD BEACH, FL 33442  
(954) 354-0660 | (866) 396-9999  
TEAM@ENGINEERINGEXPRESS.COM  
ENGINEERINGEXPRESS.COM

**Oldcastle BuildingEnvelope®**  
803 AIRPORT ROAD  
TERRELL, TX, 75160  
Phn. (972) 551-6100

Reliance™ StormMax® Wet Glazed  
CURTAIN WALL SYSTEM

REMARKS	DRWN	CHKD	DATE
INIT ISSUE	JEM	AJP	08/21/20
2020 TDI UPDATE	TAE	AJP	03/17/21

COPYRIGHT ENGINEERING EXPRESS®

20-30425.4

SCALE: NTS UNLESS NOTED

19
OF  
42

C:\Users\thayer\Engineering\Express\Production - Documents\Projects\20-30425 Impact Curtain Wall (Reliance) - TDI Submittal\01\Drawings\2020 TDI Update\20-30425.4a Impact Curtain Wall (Wet Glazed).dwg

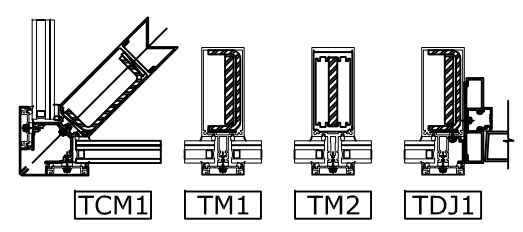
thayer

04/02/2021 - 1:40pm

C:\Users\thayer\Engineering\Express\Production - Documents\Projects\20-30425 Impact Curtain Wall (Reliance) - TDI Submittal\01\Drawings\2020 TDI Update\20-30425.4a Impact Curtain Wall (Wet Glazed).dwg

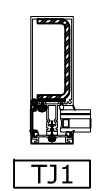
## MAXIMUM A.S.D. DESIGN PRESSURE RATING FOR STANDARD MULLIONS TWIN SPAN WITH SLICED AND NON-SPLICED MULLIONS

TWIN SPAN MULLION LOADING CHART		MULLION TYPE	
SPAN (L) (in)	TRIBUTARY WIDTH (in)	TCM1 - TM1 - TM2 - TDJ1	
		(+) P.S.F.	(-) P.S.F.
114	24	100	100
	30	100	100
	36	100	100
	42	100	100
	48	100	100
	54	100	100
	60	100	100
	66	100	100
	72	100	100
120	24	100	100
	30	100	100
	36	100	100
	42	100	100
	48	100	100
	54	100	100
	60	100	100
	66	100	100
	72	100	100
126	24	100	100
	30	100	100
	36	100	100
	42	100	100
	48	100	100
	54	100	100
	60	100	100
	66	100	100
	72	100	100



## MAXIMUM A.S.D. DESIGN PRESSURE RATING FOR STANDARD JAMBS TWIN SPAN WITH SLICED AND NON-SPLICED JAMBS

TWIN SPAN JAMB LOADING CHART		JAMB TYPE	
SPAN (L) (in)	TRIBUTARY WIDTH (in)	TJ1	
		(+) P.S.F.	(-) P.S.F.
114	8	100	100
	12	100	100
	16	100	100
	20	100	100
	25-1/2	100	100
	31-1/2	100	100
	38	100	100
	44	100	100
	120	8	100
12		100	100
16		100	100
20		100	100
25-1/2		100	100
31-1/2		100	100
38		100	100
44		100	100
126		8	100
	12	100	100
	16	100	100
	20	100	100
	25-1/2	100	100
	31-1/2	100	100



FRANK BENNARDO, P.E.  
PE# 96064 CA.-F-11383



04/02/2021

**ENGINEERING EXPRESS**  
CORPORATE OFFICE:  
160 SW 12th AVE, SUITE 106  
DEERFIELD BEACH, FL 33442  
(954) 354-0660 | (866) 396-9999  
TEAM@ENGINEERINGEXPRESS.COM  
ENGINEERINGEXPRESS.COM

**Oldcastle BuildingEnvelope®**  
803 AIRPORT ROAD  
TERRELL, TX, 75160  
Phn. (972) 551-6100

Reliance™ StormMax® Wet Glazed  
CURTAIN WALL SYSTEM

REMARKS	DRWN	CHKD	DATE
INIT ISSUE	JEM	AJP	08/21/20
2020 TDI UPDATE	TAE	AJP	03/17/21

COPYRIGHT ENGINEERING EXPRESS®

20-30425.4

SCALE: NTS UNLESS NOTED

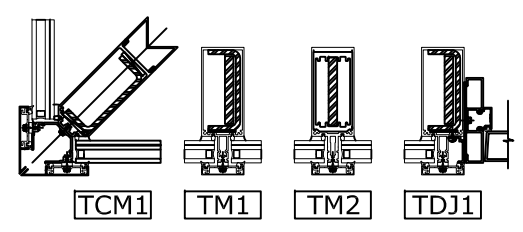
20

OF 42

C:\Users\thayer\Engineering\Express\Production - Documents\Projects\20-30425 Impact Curtain Wall (Reliance) - TDI Submittal\01\Drawings\2020 TDI Update\20-30425.4a Impact Curtain Wall (Wet Glazed).dwg

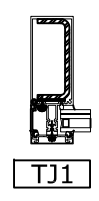
# MAXIMUM A.S.D. DESIGN PRESSURE RATING FOR STANDARD MULLIONS TWIN SPAN WITH SLICED AND NON-SPLICED MULLIONS

TWIN SPAN MULLION LOADING CHART		MULLION TYPE	
SPAN (L) (in)	TRIBUTARY WIDTH (in)	TCM1 - TM1 - TM2 - TDJ1	
		(+) P.S.F.	(-) P.S.F.
132	24	100	100
	30	100	100
	36	100	100
	42	100	100
	48	100	100
	54	100	100
	60	100	100
	66	100	100
	72	100	100
138	24	100	100
	30	100	100
	36	100	100
	42	100	100
	48	100	100
	54	100	100
	60	100	100
	66	100	100
	72	100	100
144	24	100	100
	30	100	100
	36	100	100
	42	100	100
	48	100	100
	54	100	100
	60	100	100
	66	100	100
	72	100	100



# MAXIMUM A.S.D. DESIGN PRESSURE RATING FOR STANDARD JAMBS TWIN SPAN WITH SLICED AND NON-SPLICED JAMBS

TWIN SPAN JAMB LOADING CHART		JAMB TYPE		
SPAN (L) (in)	TRIBUTARY WIDTH (in)	TJ1		
		(+) P.S.F.	(-) P.S.F.	
132	8	100	100	
	12	100	100	
	16	100	100	
	20	100	100	
	25-1/2	100	100	
	31-1/2	100	100	
	38	100	100	100
	138	8	100	100
12		100	100	
16		100	100	
20		100	100	
25-1/2		100	100	
31-1/2		100	100	
144	8	100	100	
	12	100	100	
	16	100	100	
	20	100	100	
	25-1/2	100	100	
	31-1/2	100	100	



FRANK BENNARDO, P.E.  
PE# 96064 CA.-F-11383



04/02/2021

**ENGINEERING EXPRESS**  
CORPORATE OFFICE:  
160 SW 12th AVE., SUITE 106  
DEERFIELD BEACH, FL 33442  
(954) 354-0660 | (866) 396-9999  
TEAM@ENGINEERINGEXPRESS.COM  
ENGINEERINGEXPRESS.COM

**Oldcastle BuildingEnvelope®**  
803 AIRPORT ROAD  
TERRELL, TX, 75160  
Phn. (972) 551-6100

Reliance™ StormMax® Wet Glazed  
CURTAIN WALL SYSTEM

REMARKS	DRWN	CHKD	DATE
INIT ISSUE	JEM	AJP	08/21/20
2020 TDI UPDATE	TAE	AJP	03/17/21

COPYRIGHT ENGINEERING EXPRESS®

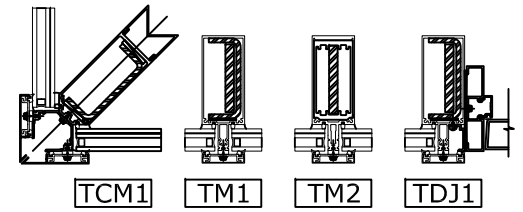
20-30425.4

SCALE: NTS UNLESS NOTED

C:\Users\thayer\Engineering\Express\Production - Documents\Projects\20-30425 Impact Curtain Wall (Reliance) - TDI Submittal\01\Drawings\2020 TDI Update\20-30425.4a Impact Curtain Wall (Wet Glazed).dwg

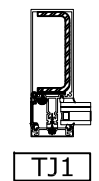
## MAXIMUM A.S.D. DESIGN PRESSURE RATING FOR STANDARD MULLIONS TWIN SPAN WITH SLICED AND NON-SPLICED MULLIONS

TWIN SPAN MULLION LOADING CHART		MULLION TYPE	
SPAN (L) (in)	TRIBUTARY WIDTH (in)	TCM1 - TM1 - TM2 - TDJ1	
		(+) P.S.F.	(-) P.S.F.
150	24	100	100
	30	100	100
	36	100	100
	42	100	100
	48	100	100
	54	100	100
	60	100*	100*
	66	100*	100*
156	24	100	100
	30	100	100
	36	100	100
	42	100	100
	48	100	100
	54	100	100
	60	100*	100*
	66	100*	100*
162	24	100	100
	30	100	100
	36	100	100
	42	100	100
	48	100	100
	54	100*	100*
	60	100*	100*
	66	100*	100*
168	24	100	100
	30	100	100
	36	100	100
	42	100	100
	48	100	100
	54	100*	100*
	60	100*	100*
	66	100*	100*
175-1/2	24	100	100
	30	100	100
	36	100	100
	42	100	100
	48	100	100
	54	100*	100*
	60	100*	100*
	66	100*	100*



## MAXIMUM A.S.D. DESIGN PRESSURE RATING FOR STANDARD JAMBS TWIN SPAN WITH SLICED AND NON-SPLICED JAMBS

TWIN SPAN JAMB LOADING CHART		JAMB TYPE	
SPAN (L) (in)	TRIBUTARY WIDTH (in)	TJ1	
		(+) P.S.F.	(-) P.S.F.
150	8	100	100
	12	100	100
	16	100	100
	20	100	100
	25-1/2	100*	100*
	31-1/2	100*	100*
	156	8	100
12		100	100
16		100	100
20		100	100
25-1/2		100*	100*
162	8	100	100
	12	100	100
	16	100	100
	20	100	100
	25-1/2	100*	100*
168	8	100	100
	12	100	100
	16	100	100
	20	100	100
	25-1/2	100*	100*
175-1/2	8	100	100
	12	100	100
	16	100	100
	20	100	100
	25-1/2	100*	100*
175-1/2	31-1/4	100*	100*



\* MULLION/JAMB SHALL BE INSTALLED WITH A MINIMUM OF 1 HORIZONTAL FOR LATERAL BRACING PURPOSES.

FRANK BENNARDO, P.E.  
PE# 96064 CA.-F-11383



04/02/2021

**ENGINEERING EXPRESS**  
CORPORATE OFFICE:  
160 SW 12th AVE., SUITE 106  
DEERFIELD BEACH, FL 33442  
(954) 354-0660 | (866) 396-9999  
TEAM@ENGINEERINGEXPRESS.COM  
ENGINEERINGEXPRESS.COM

**Oldcastle BuildingEnvelope®**  
803 AIRPORT ROAD  
TERRELL, TX, 75160  
Phn. (972) 551-6100

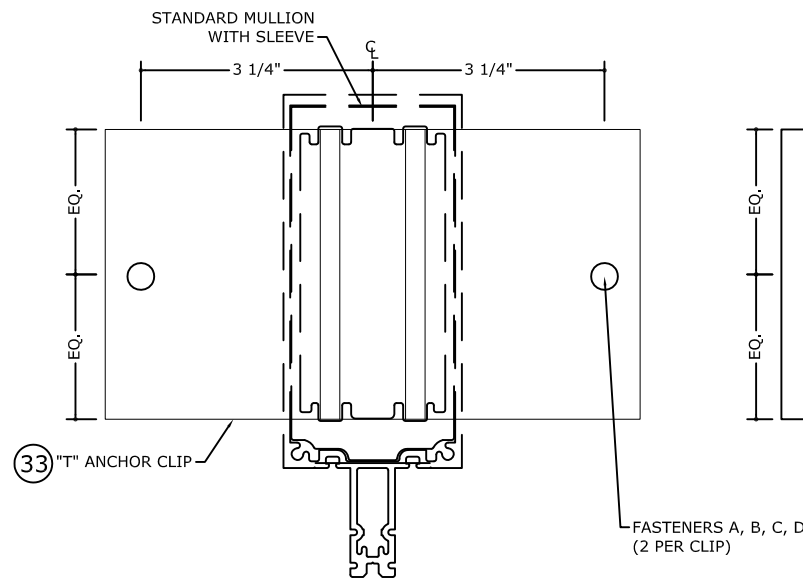
Reliance™ StormMax® Wet Glazed  
CURTAIN WALL SYSTEM

REMARKS	DRWN	CHKD	DATE
INIT ISSUE	JEM	AJP	08/21/20
2020 TDI UPDATE	TAE	AJP	03/17/21

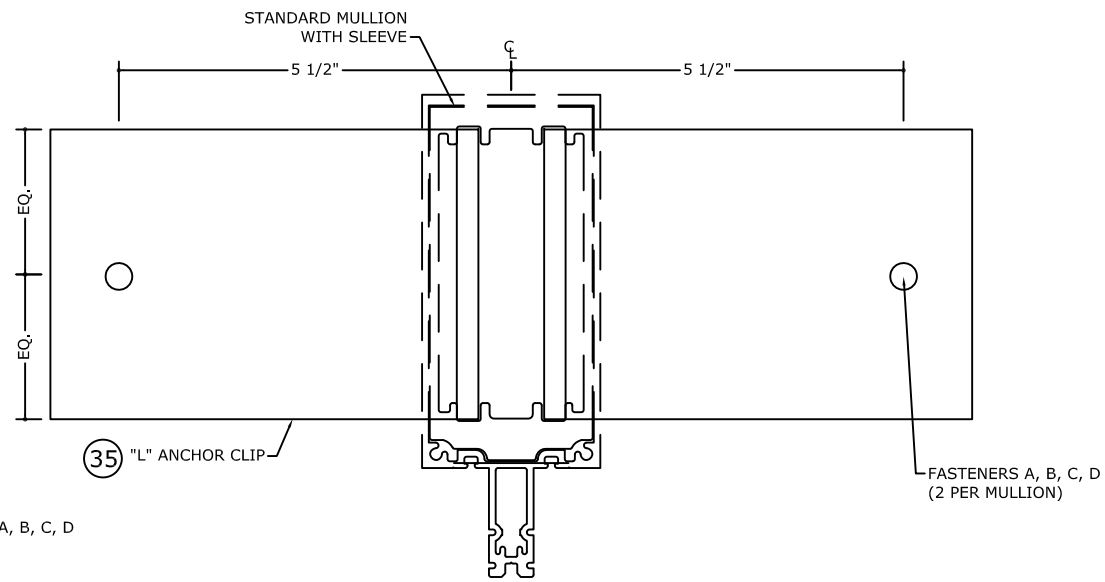
COPYRIGHT ENGINEERING EXPRESS®

20-30425.4  
SCALE: NTS UNLESS NOTED

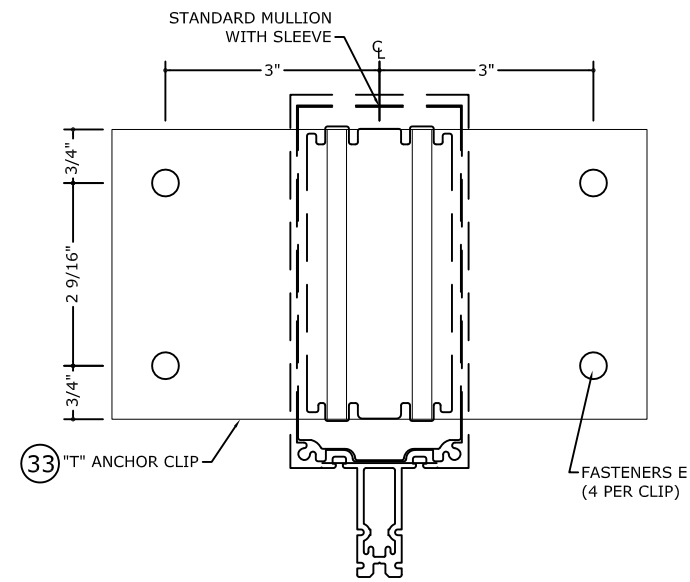
# SINGLE & TWIN SPAN HEAD & SILL STANDARD OR CORNER MULLION CONNECTIONS



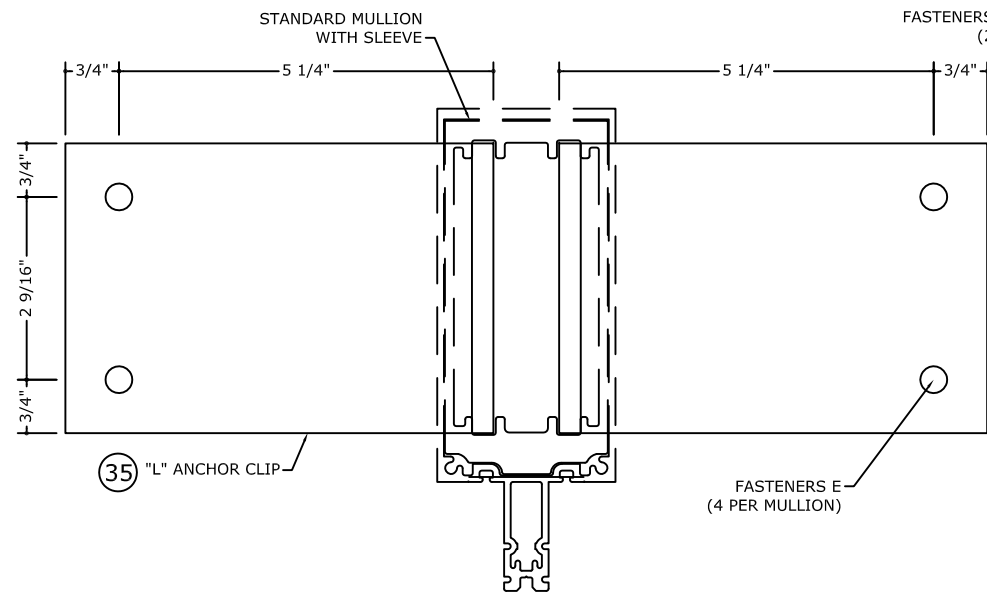
"T" ANCHOR/SLEEVE CONNECTION DETAIL FOR FASTENERS A, B, C & D  
CONCRETE & STEEL



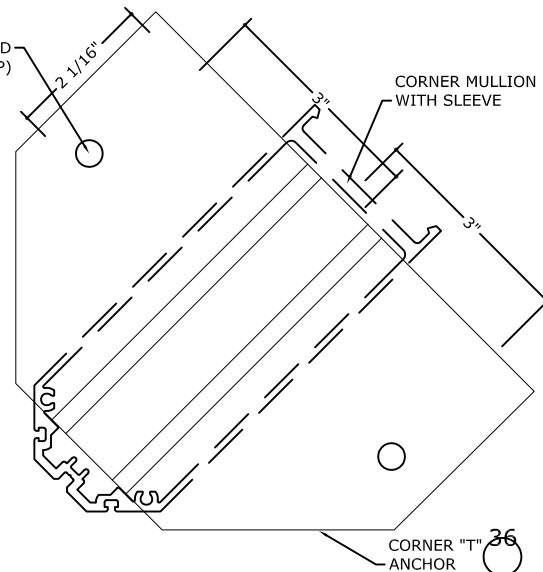
"L" ANCHOR/SLEEVE CONNECTION DETAIL FOR FASTENERS A, B, C & D  
CONCRETE & STEEL



"T" ANCHOR/SLEEVE CONNECTION DETAIL FOR FASTENER E  
WOOD



"L" ANCHOR/SLEEVE CONNECTION DETAIL FOR FASTENERS E  
WOOD



"T" ANCHOR/SLEEVE CONNECTION DETAIL FOR FASTENERS A, B, C & D  
CONCRETE & STEEL

## FASTENER TYPES

- A - 1/2" Ø HILTI KWIK BOLT TZ ANCHOR WITH 3 1/4" MIN. EMBEDMENT INTO 8" MIN. THICK POURED CONCRETE (MIN. f'c=3 ksi.) BEYOND ANY FINISH MATERIAL WITH 6" MIN. EDGE DISTANCE. — 100 P.S.F. MAX.\*
- B - 1/2" Ø HILTI KWIK BOLT TZ ANCHOR WITH 3 1/4" MIN. EMBEDMENT INTO 6" MIN. THICK POURED CONCRETE (MIN. f'c=3 ksi.) BEYOND ANY FINISH MATERIAL WITH 7 1/2" MIN. EDGE DISTANCE. — 100 P.S.F. MAX.\*
- C - 1/2" Ø HILTI KWIK HUS-H SCREW ANCHOR WITH 3" MIN. EMBEDMENT INTO 4" MIN. THICK POURED CONCRETE (MIN. f'c=3 ksi.) BEYOND ANY FINISH MATERIAL WITH 3 3/4" MIN. EDGE DISTANCE. — 100 P.S.F. MAX.\*
- D - 1/2" Ø -13 TYPE "F" GRADE 5 BOLT TO 1/4" MIN. THICK ASTM A-36 STEEL WITH 1" MIN. EDGE DISTANCE OR 1/2" Ø -13 SAE GALVANIZED STEEL GRADE 5 HHB THRU BOLT WITH NUT & LOCK WASHER TO 1/4" MIN. THICK ASTM A-36 STEEL WITH 1" MIN. EDGE DISTANCE. — 100 P.S.F. MAX.\*
- E - 3/8" Ø LAG SCREW WITH 3" MIN. EMBEDMENT INTO G=0.55" MIN. SPECIFIC GRAVITY WOOD SUBSTRATE WITH 1 1/2" MIN. EDGE DISTANCE. — 70 P.S.F. MAX. REFER TO LOADING CHART ON SHEET 24

**\*NOTE:**  
 1. FOR SPANS LISTED ON MULLION/GLASS TABLES LIMITED TO MULLION/GLASS DESIGN PRESSURE.  
 2. INSTALLATION WITH "L" ANCHOR CLIPS ARE LIMITED TO 12' MULLION HEIGHT AND 4' MULLION TRIBUTARY.



04/02/2021

**ENGINEERING EXPRESS**  
 CORPORATE OFFICE:  
 160 SW 12th AVE, SUITE 106  
 DEERFIELD BEACH, FL 33442  
 (954) 354-0660 | (866) 396-9999  
 TEAM@ENGINEERINGEXPRESS.COM  
 ENGINEERINGEXPRESS.COM

**Oldcastle BuildingEnvelope®**

803 AIRPORT ROAD  
 TERRELL, TX, 75160  
 Phn. (972) 551-6100

Reliance™ StormMax® Wet Glazed  
 CURTAIN WALL SYSTEM

REMARKS	DRWN	CHKD	DATE
INT ISSUE	JEM	AJP	08/21/20
2020 TDI UPDATE	TAE	AJP	03/17/21

20-30425.4

SCALE: NTS UNLESS NOTED

C:\Users\thayr\Engineering\Express\Production - Documents\Projects\20-30425 Impact Curtain Wall (Reliance) - TDI Submittal\01 Drawings\2020 TDI Update\20-30425.4a Impact Curtain Wall (Wet Glazed).dwg

# SINGLE & TWIN SPAN HEAD & SILL JAMB OR DOOR JAMB MULLION CONNECTIONS

FRANK BENNARDO, P.E.  
PE# 96064 CA.-F-11383



04/02/2021

**ENGINEERING EXPRESS**  
CORPORATE OFFICE:  
160 SW 12th AVE, SUITE 106  
DEERFIELD BEACH, FL 33442  
(954) 354-0660 | (866) 396-9999  
TEAM@ENGINEERINGEXPRESS.COM  
ENGINEERINGEXPRESS.COM

**Oldcastle BuildingEnvelope®**  
803 AIRPORT ROAD  
TERRELL, TX, 75160  
Phn. (972) 551-6100  
Reliance™ StormMax® Wet Glazed  
CURTAIN WALL SYSTEM

REMARKS	DATE	DRWN	CHKD
INIT ISSUE	08/21/20	JEM	AJP
2020 TDI UPDATE	03/17/21	TAE	AJP

COPYRIGHT ENGINEERING EXPRESS®

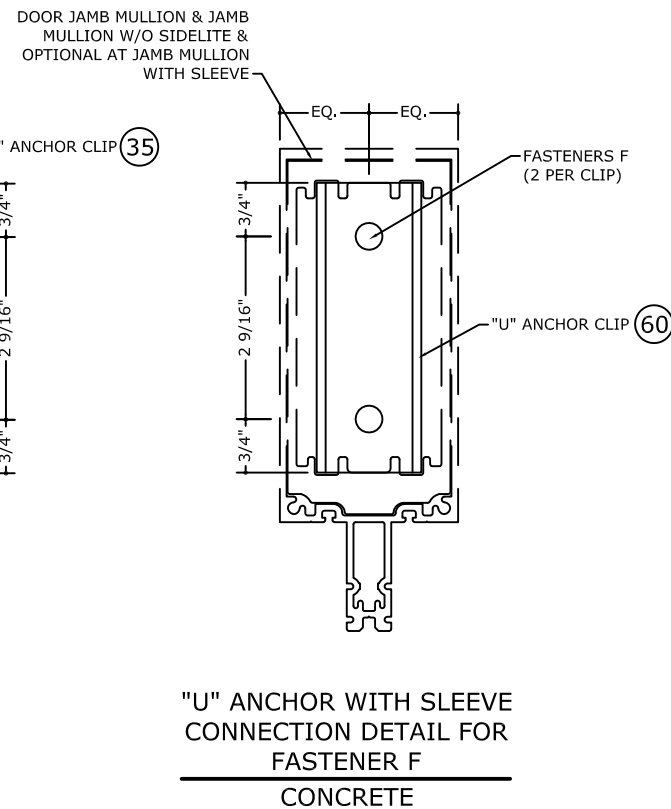
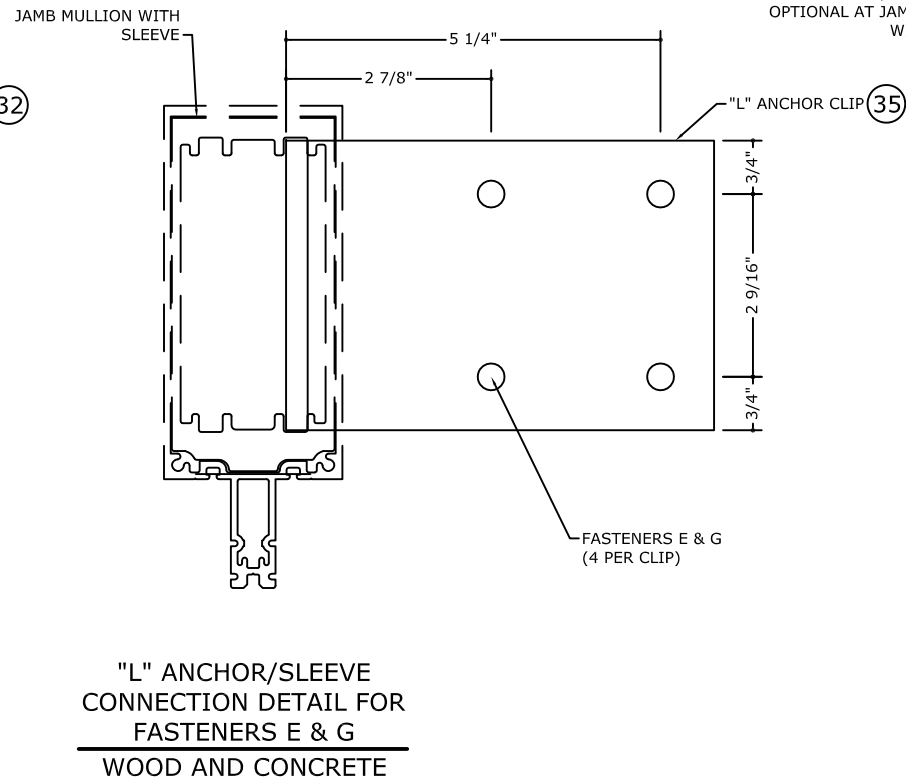
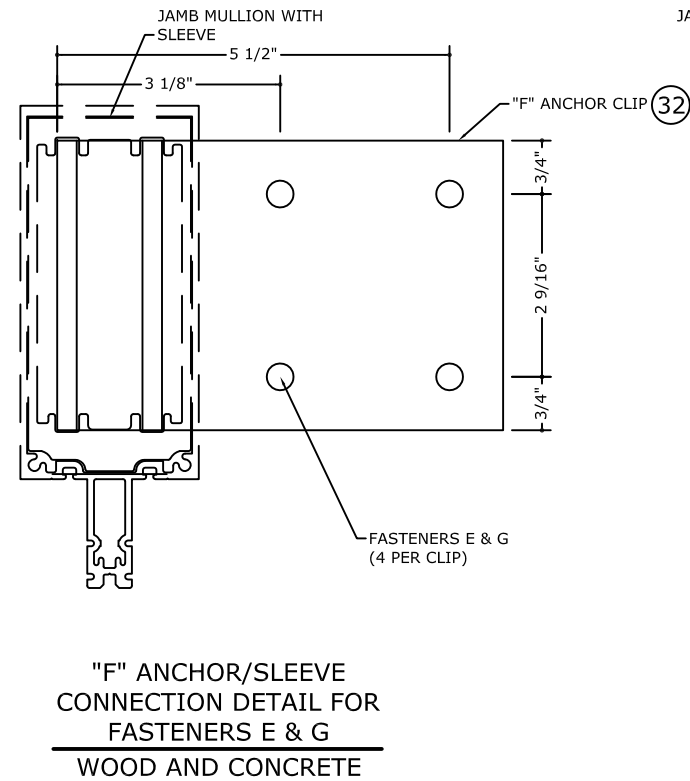
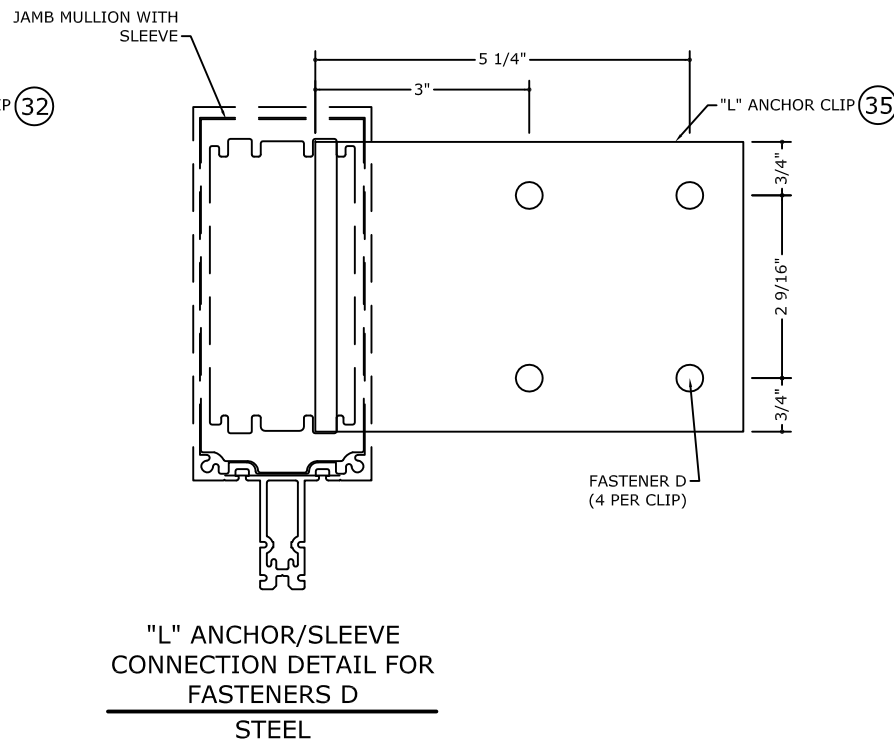
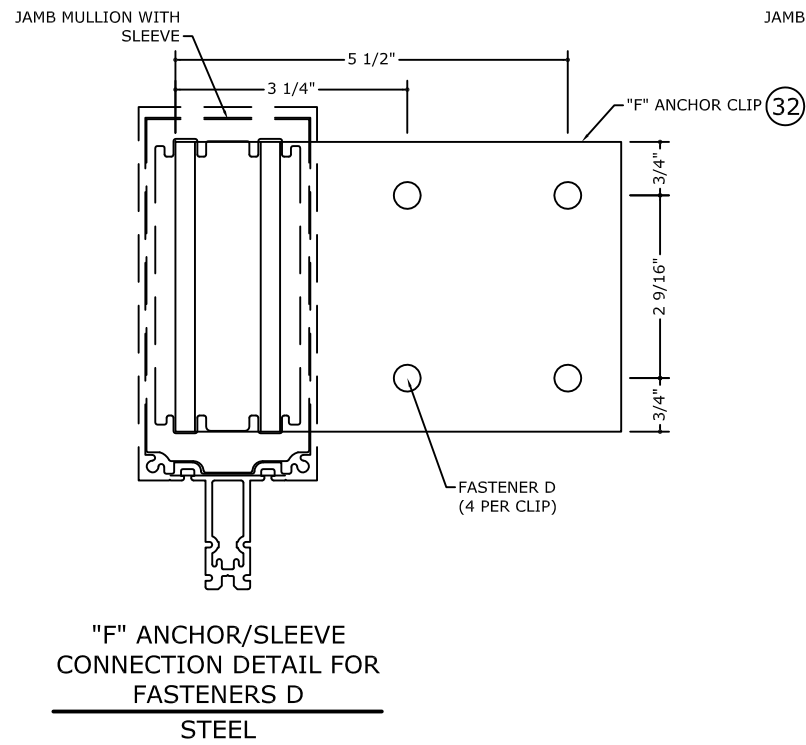
20-30425.4

SCALE: NTS UNLESS NOTED

24 OF 42

## FASTENER TYPES

- D - 1/2" Ø -13 TYPE "F" GRADE 5 BOLT TO 1/4" MIN. THICK ASTM A-36 STEEL WITH 1" MIN. EDGE DISTANCE OR 1/2" Ø -13 SAE GALVANIZED STEEL GRADE 5 HHB THRU BOLT WITH NUT & LOCK WASHER TO 1/4" MIN. THICK ASTM A-36 STEEL WITH 1" MIN. EDGE DISTANCE. 100 P.S.F. MAX.\*
- E - 3/8" Ø LAG SCREW WITH 3" MIN. EMBEDMENT INTO G=0.55" MIN. SPECIFIC GRAVITY WOOD SUBSTRATE WITH 1 1/2" MIN. EDGE DISTANCE. 70 P.S.F. MAX. REFER TO LOADING CHART ON SHEET 24
- F - 1/2" Ø DEWALT FASTENER SCREW-BOLT WITH 3 1/2" MIN. EMBEDMENT INTO 6" MIN. THICK POURED CONCRETE (f'c=3 ksi) BEYOND ANY FINISH MATERIAL AND 6" MIN. EDGE DISTANCE. 80 P.S.F. MAX.\*
- G - 3/8" Ø DEWALT FASTENER SCREW-BOLT WITH 3 1/2" MIN. EMBEDMENT INTO 6" MIN. THICK POURED CONCRETE (f'c=3 ksi) BEYOND ANY FINISH MATERIAL AND 4 1/2" MIN. EDGE DISTANCE. 80 P.S.F. MAX.\*



MAX FRAME HEIGHT/SPAN(in)	MAX TRIBUTARY (in)	DESIGN PRESSURE A.S.D.
120" OR LESS	24"	70 PSF
84" OR LESS	36" OR LESS	70 PSF
78" OR LESS	48" OR LESS	60 PSF
78" OR LESS	60" OR LESS	50 PSF
90" OR LESS	72" OR LESS	40 PSF
120" OR LESS	84" OR LESS	20 PSF

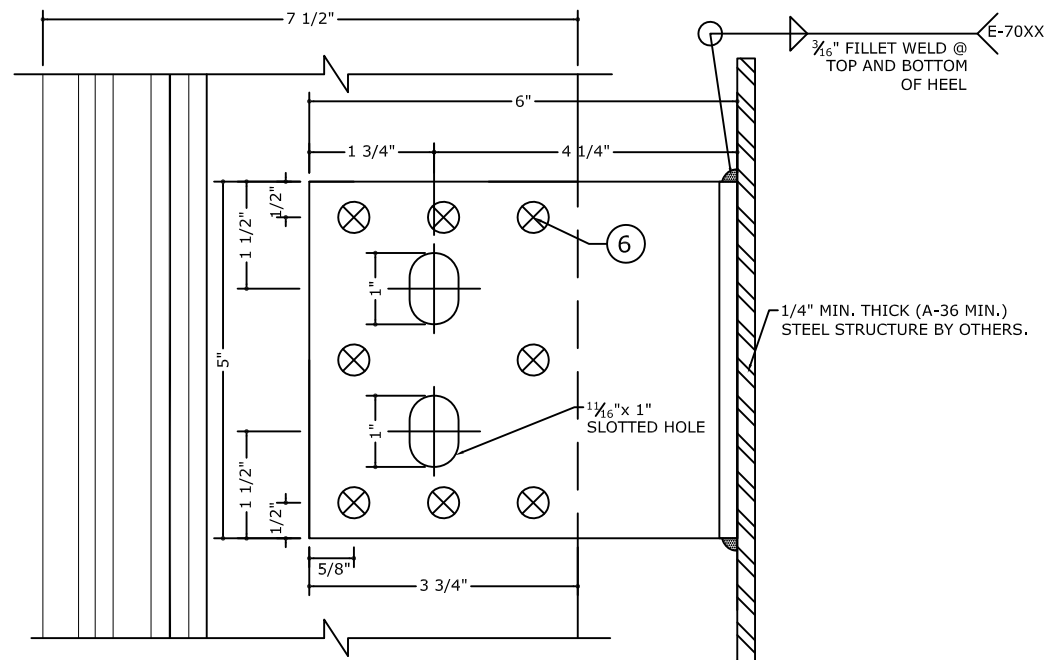
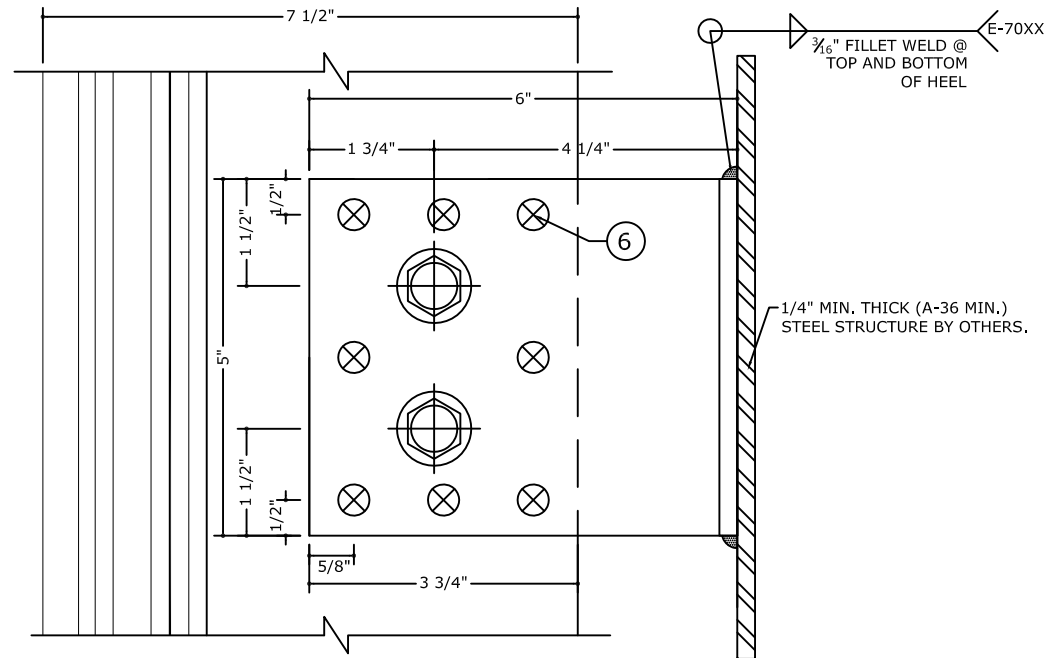
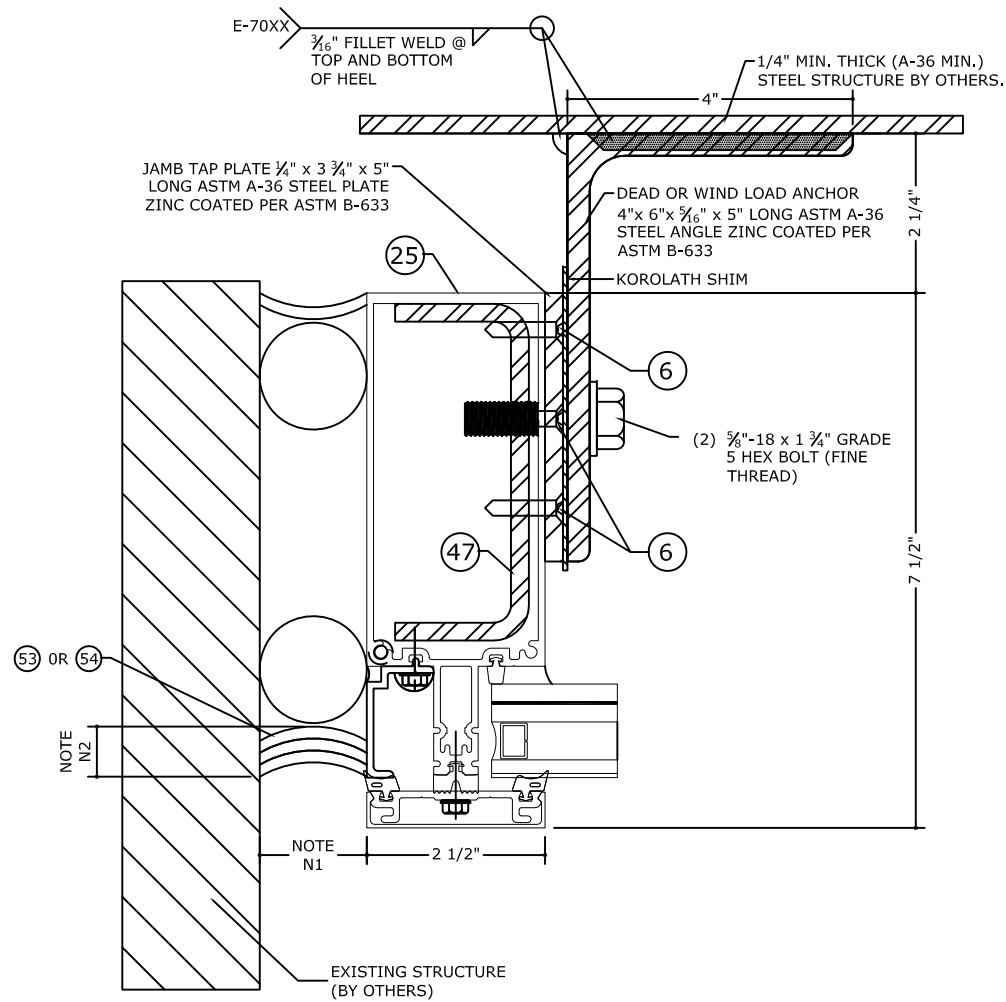
**\*NOTE:**  
1. FOR SPANS LISTED ON MULLION/GLASS TABLES LIMITED TO MULLION/GLASS DESIGN PRESSURE.  
2. INSTALLATION WITH "L" ANCHOR CLIPS ARE LIMITED TO 12' MULLION HEIGHT AND 4' MULLION TRIBUTARY.

C:\Users\thayer\Engineering\Express\Production - Documents\Projects\20-30425 Impact Curtain Wall (Reliance) - TDI Submittal\01 Drawings\2020 TDI Update\20-30425.4a Impact Curtain Wall (Wet Glazed).dwg

04/02/2021 - 1:40pm thayer



# JAMB MULLION INTERMEDIATE SUPPORT WITH DEAD & WIND LOAD ANCHOR\* AT TWIN SPAN



### SEALANT JOINT NOTES

N1: 5/8" MIN. & 1 5/8" MAX. WIDE JOINT WITH SEALANT (53) OR (54).

N2: 1/4" MIN. & 3/8" MAX. DEPTH JOINT WITH 1/4" DEPTH AT MIDWIDTH OF JOINT WITH SEALANT (53) OR (54)

\* ONLY ONE DEADLOAD APPLICATION PER MULTIPLE SPAN MULLION/JAMB. ANY OTHER ANCHOR IN THE SAME MULTIPLE SPAN SHALL ALLOW FREE MOVEMENT DUE TO THERMAL EXPANSION. MULTIPLE SPAN MULLION MAY BE CONNECTED BY SPLICE AS SHOWN ON MULLION SPLICE DETAILS.

FRANK BENNARDO, P.E.  
PE# 96064 CA.-F-11383



04/02/2021



ENGINEERING EXPRESS®  
CORPORATE OFFICE:  
160 SW 12th AVE, SUITE 106  
DEERFIELD BEACH, FL 33442  
(954) 354-0660 | (866) 396-9999  
TEAM@ENGINEERINGEXPRESS.COM  
ENGINEERINGEXPRESS.COM

**Oldcastle BuildingEnvelope®**  
803 AIRPORT ROAD  
TERRELL, TX, 75160  
Phn. (972) 551-6100

Reliance™ StormMax® Wet Glazed  
CURTAIN WALL SYSTEM

REMARKS	DRWN	CHKD	DATE
INIT ISSUE	JEM	AJP	08/21/20
2020 TDI UPDATE	TAE	AJP	03/17/21

COPYRIGHT ENGINEERING EXPRESS®

20-30425.4

SCALE: NTS UNLESS NOTED

25 OF 42

# STANDARD MULLION INTERMEDIATE SUPPORT WITH DEAD & WIND LOAD ANCHOR\* AT TWIN SPAN

FRANK BENNARDO, P.E.  
PE# 96064 CA.-F-11383

04/02/2021

**ENGINEERING EXPRESS**  
CORPORATE OFFICE:  
160 SW 12th AVE, SUITE 106  
DEERFIELD BEACH, FL 33442  
(954) 354-0660 | (866) 396-9999  
TEAM@ENGINEERINGEXPRESS.COM  
ENGINEERINGEXPRESS.COM

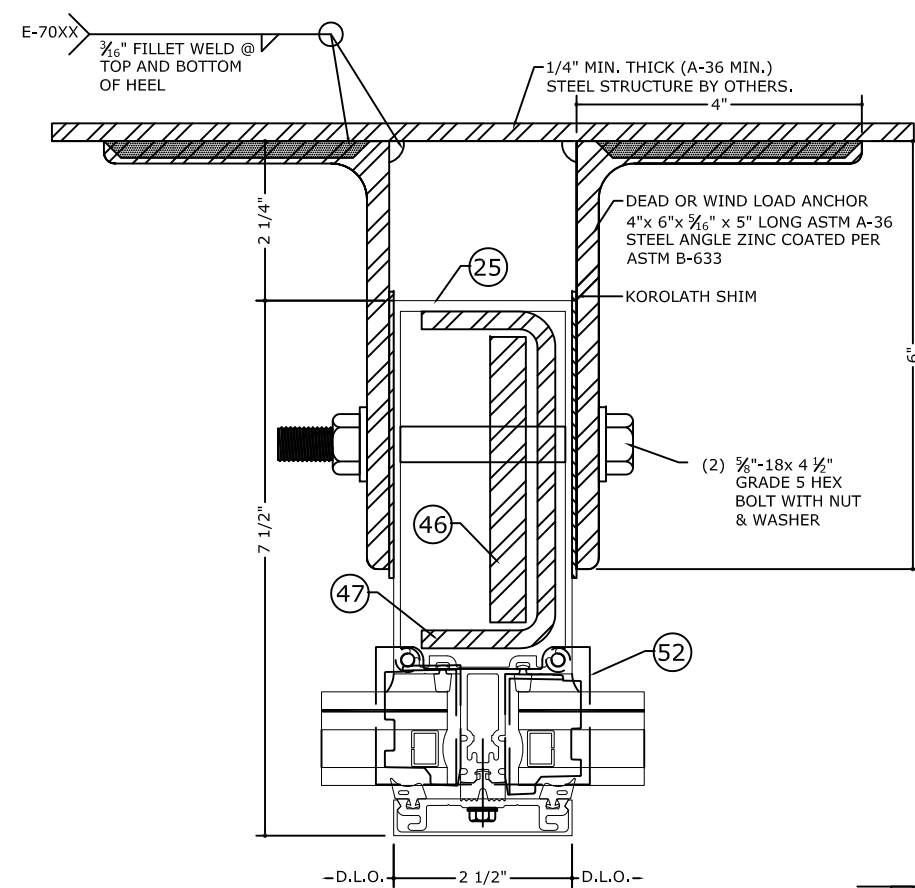
**Oldcastle BuildingEnvelope®**  
803 AIRPORT ROAD  
TERRELL, TX, 75160  
Phn. (972) 551-6100

Reliance™ StormMax® Wet Glazed  
CURTAIN WALL SYSTEM

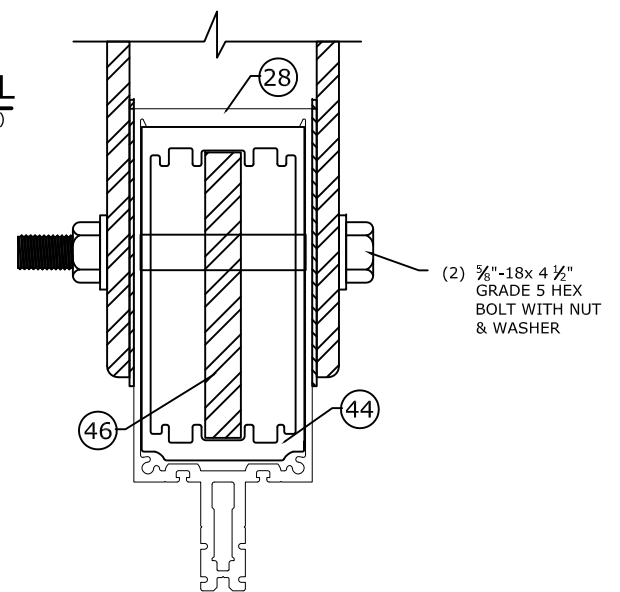
REMARKS	DRWN	CHKD	DATE
INIT ISSUE	JEM	AJP	08/21/20
2020 TDI UPDATE	TAE	AJP	03/17/21

COPYRIGHT ENGINEERING EXPRESS®

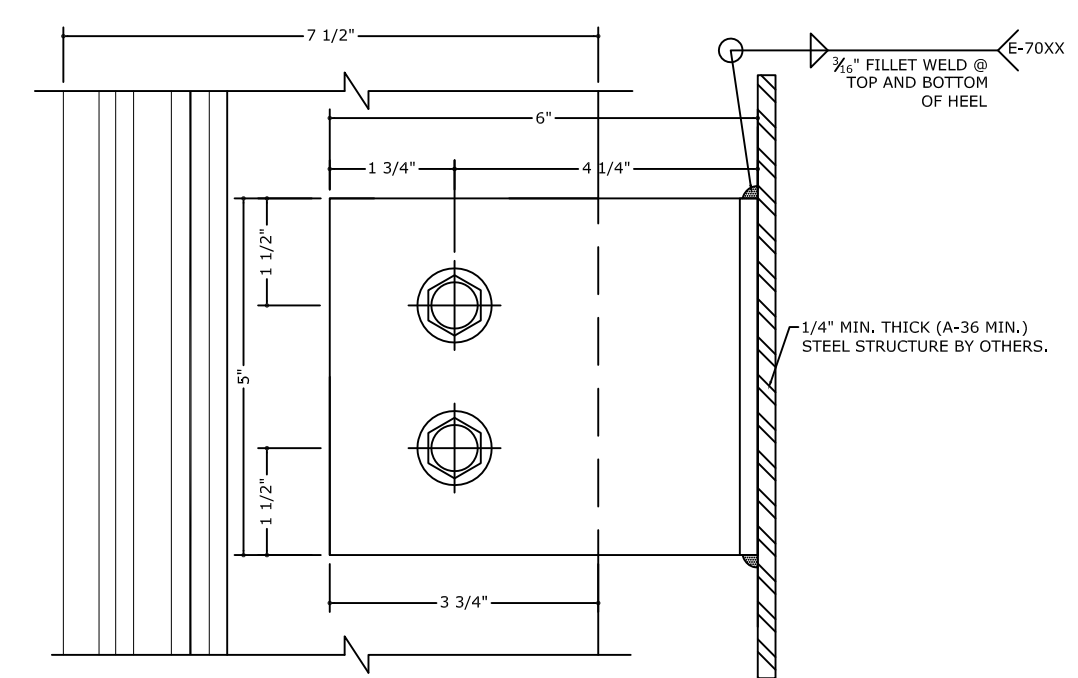
20-30425.4  
SCALE: NTS UNLESS NOTED  
**26** OF 42



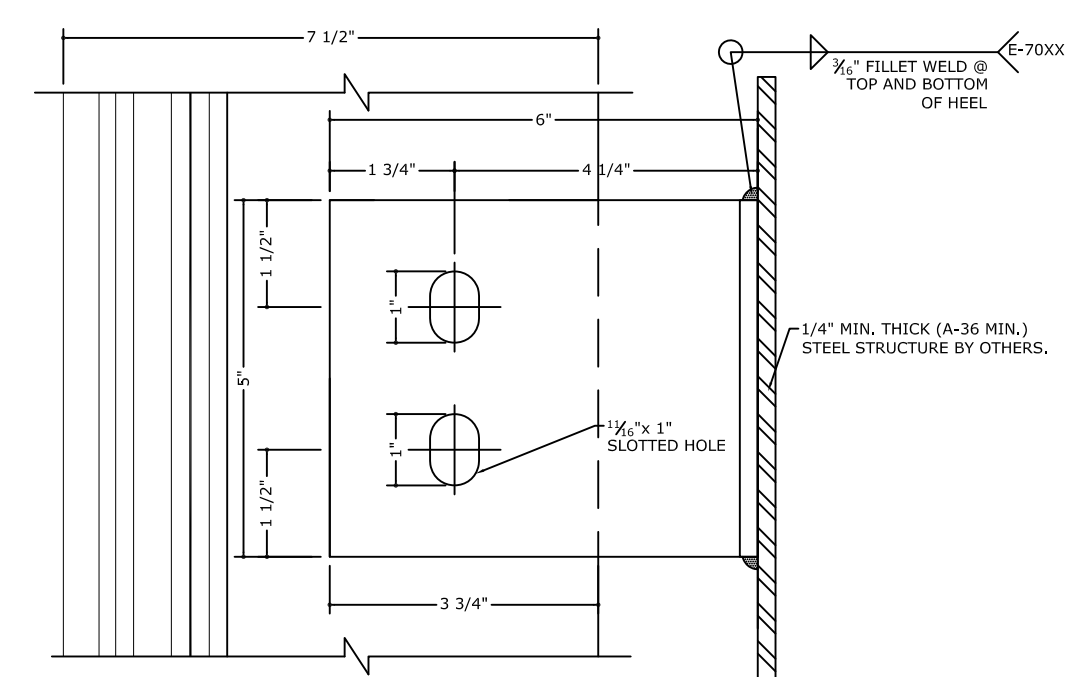
**MID ANCHOR AT STANDARD MULLION DETAIL**  
SCALE: 6" = 1'-0" (TOP VIEW)



**ALTERNATE MID ANCHOR DETAIL**  
SCALE: 6" = 1'-0" (TOP VIEW)



**DEAD LOAD ANCHOR DETAIL**  
SCALE: 6" = 1'-0" (SIDE VIEW)



**WIND LOAD ANCHOR DETAIL**  
SCALE: 6" = 1'-0" (SIDE VIEW)

\* ONLY ONE DEADLOAD APPLICATION PER MULTIPLE SPAN MULLION/JAMB. ANY OTHER ANCHOR IN THE SAME MULTIPLE SPAN SHALL ALLOW FREE MOVEMENT DUE TO THERMAL EXPANSION. MULTIPLE SPAN MULLION MAY BE CONNECTED BY SPLICE AS SHOWN ON MULLION SPLICE DETAILS.

C:\Users\thayer\Engineering\Express\Production - Documents\Projects\20-30425 Impact Curtain Wall (Reliance) - TDI Submittal\01 Drawings\2020 TDI Update\20-30425.4a Impact Curtain Wall (Wet Glazed).dwg

# CORNER MULLION INTERMEDIATE SUPPORT WITH DEAD & WIND LOAD ANCHOR\* AT TWIN SPAN

FRANK BENNARDO, P.E.  
PE# 96064 CA.-F-11383



04/02/2021

**ENGINEERING EXPRESS**  
CORPORATE OFFICE:  
160 SW 12th AVE, SUITE 106  
DEERFIELD BEACH, FL 33442  
(954) 354-0660 | (866) 396-9999  
TEAM@ENGINEERINGEXPRESS.COM  
ENGINEERINGEXPRESS.COM

**Oldcastle BuildingEnvelope®**

803 AIRPORT ROAD  
TERRELL, TX, 75160  
Phn. (972) 551-6100

Reliance™ StormMax® Wet Glazed  
CURTAIN WALL SYSTEM

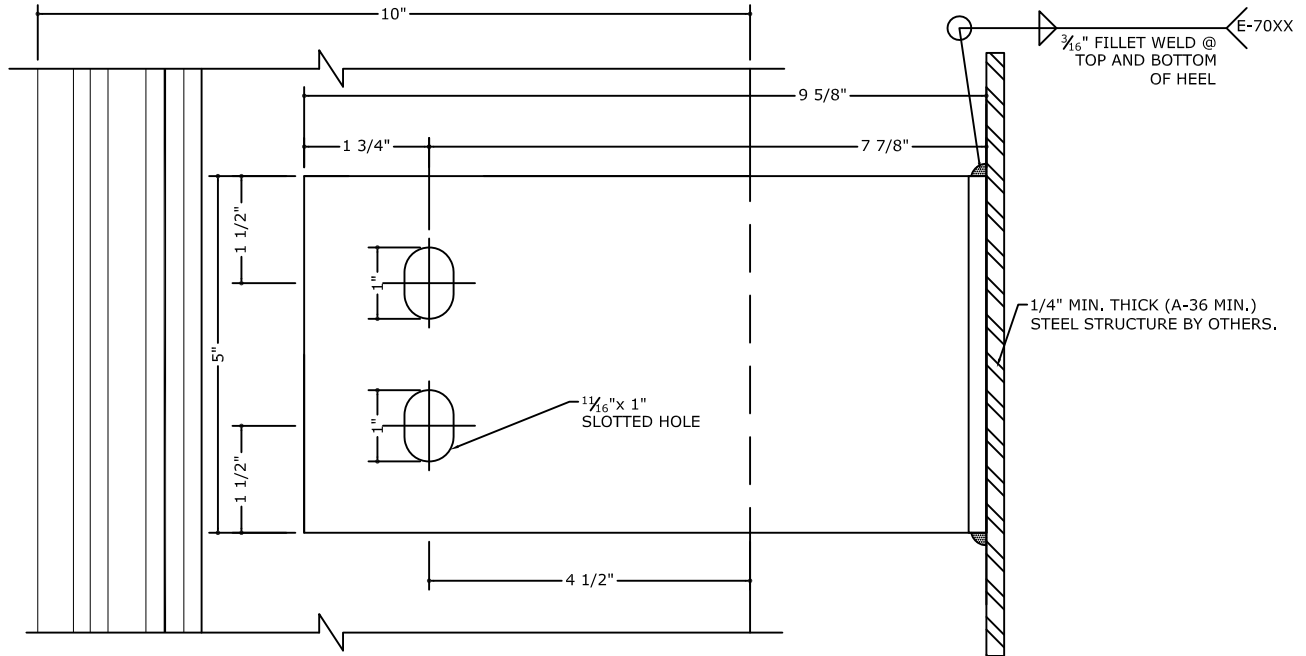
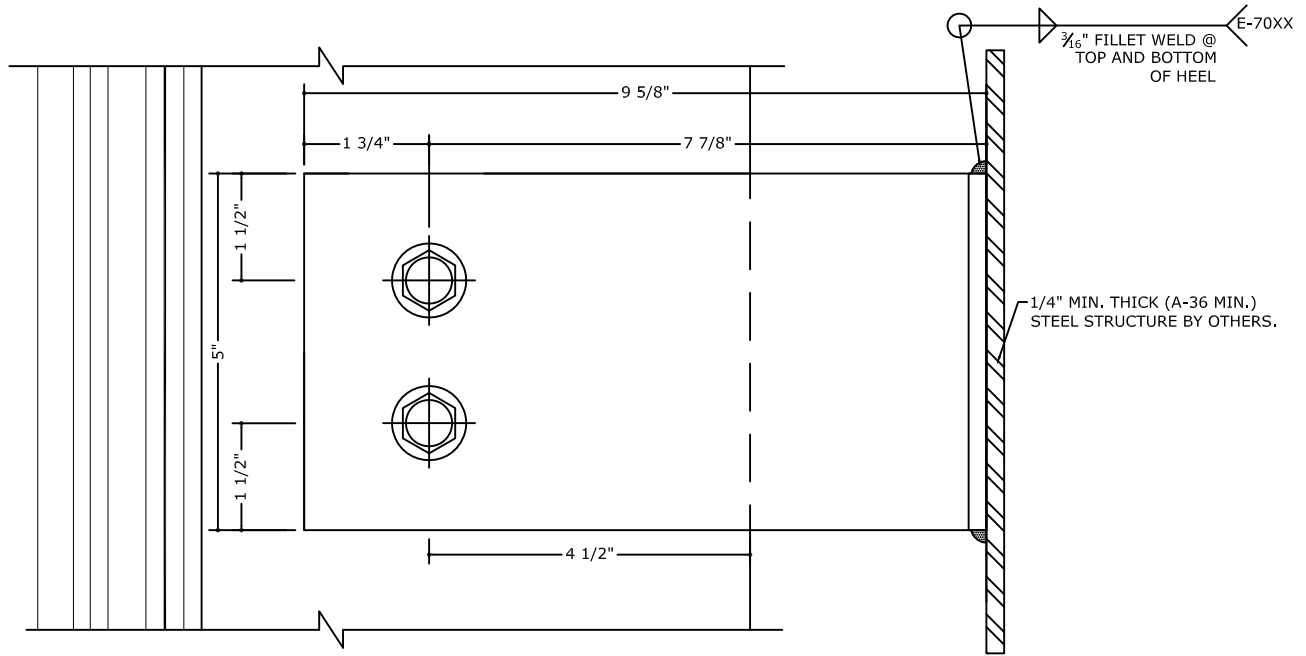
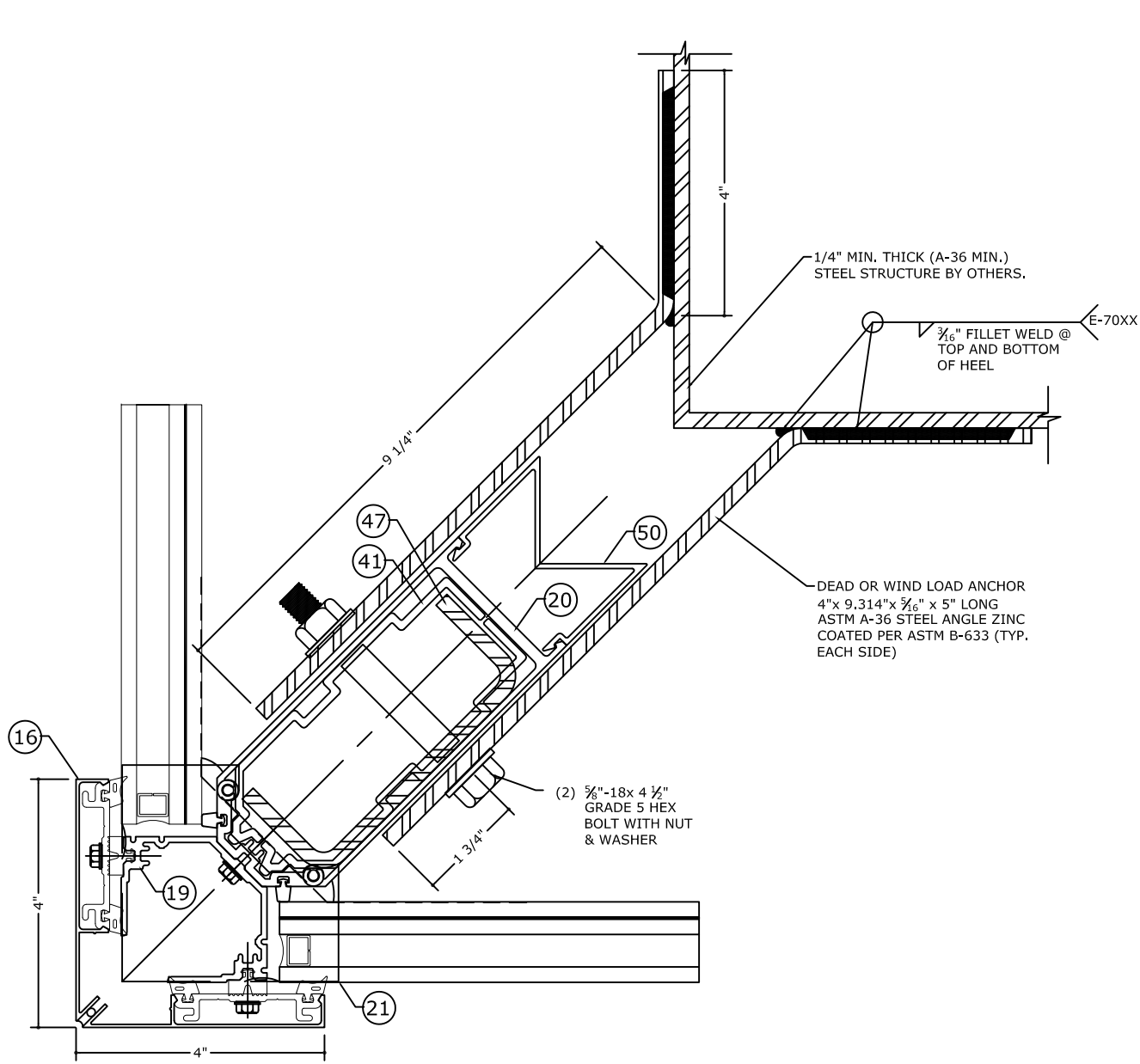
REMARKS	DRWN	CHKD	DATE
INIT ISSUE	JEM	AJP	08/21/20
2020 TDI UPDATE	TAE	AJP	03/17/21

20-30425.4

SCALE: NTS UNLESS NOTED

27

OF 42



# HEAD CONNECTION DETAILS

FRANK BENNARDO, P.E.  
PE# 96064 CA.-F-11383



04/02/2021



CORPORATE OFFICE:  
160 SW 12th AVE, SUITE 106  
DEERFIELD BEACH, FL 33442  
(954) 354-0660 | (866) 396-9999  
TEAM@ENGINEERINGEXPRESS.COM  
ENGINEERINGEXPRESS.COM

**Oldcastle BuildingEnvelope®**  
803 AIRPORT ROAD  
TERRELL, TX, 75160  
Phn. (972) 551-6100

Reliance™ StormMax® Wet Glazed  
CURTAIN WALL SYSTEM

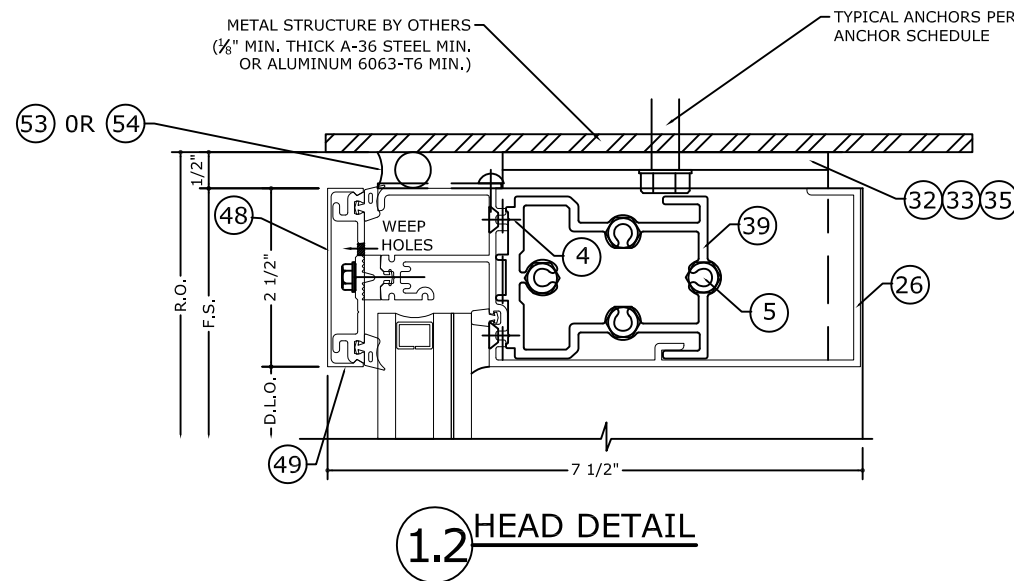
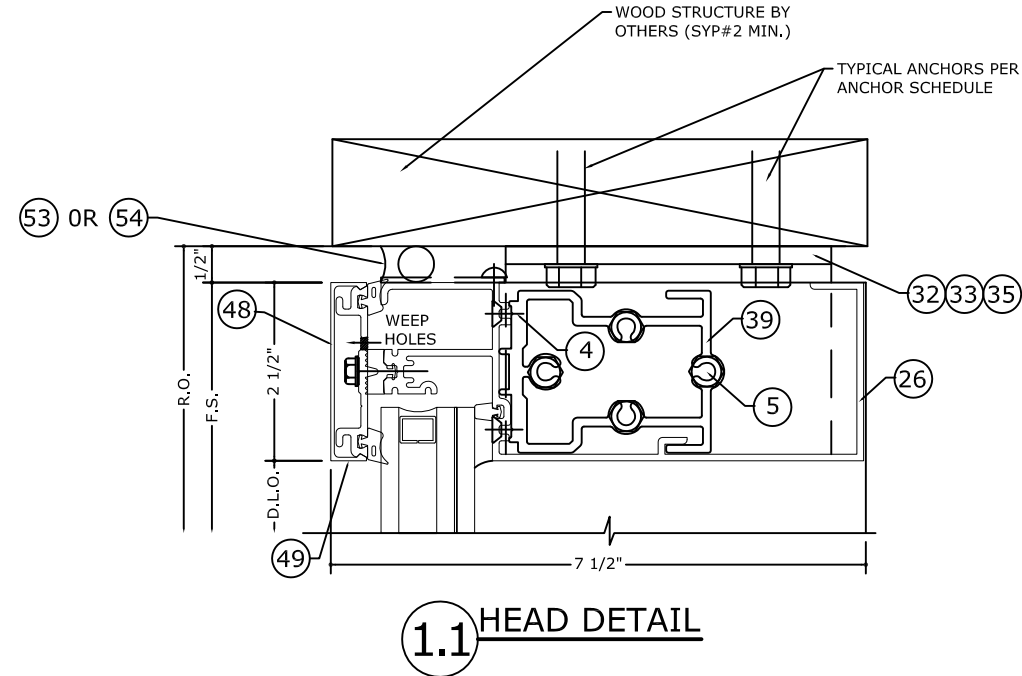
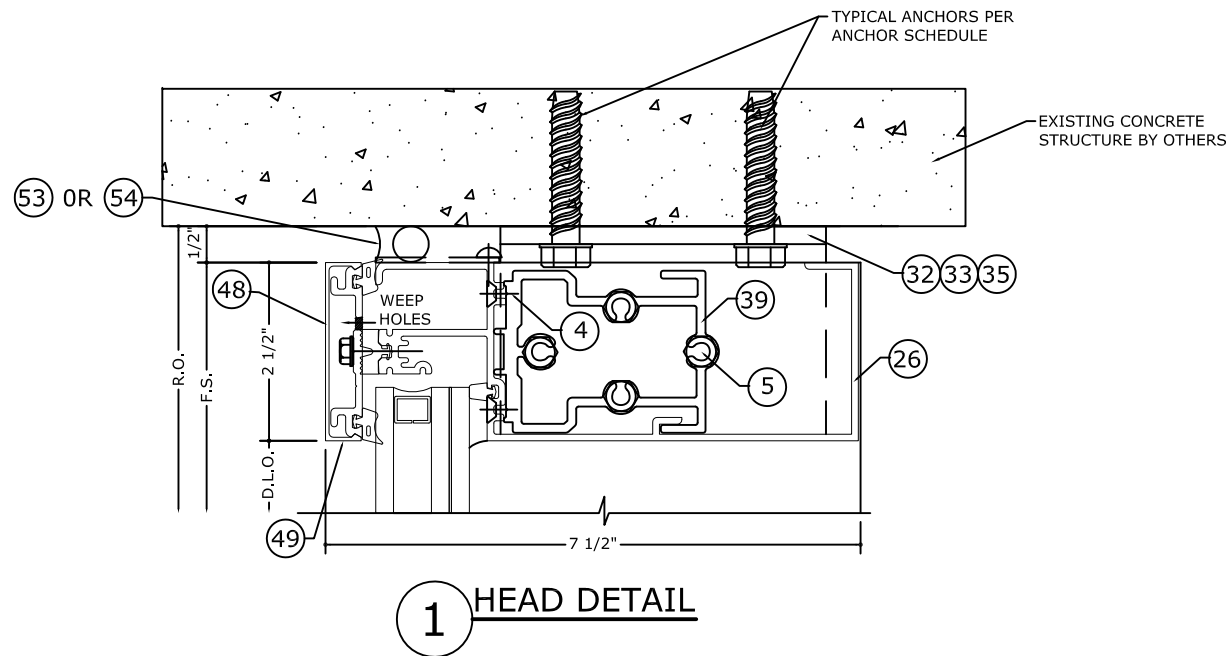
REMARKS	DRWN	CHKD	DATE
INIT ISSUE	JEM	AJP	08/21/20
2020 TDI UPDATE	TAE	AJP	03/17/21

COPYRIGHT ENGINEERING EXPRESS®

20-30425.4

SCALE: NTS UNLESS NOTED

28 OF 42



NOTE: REFER TO SYSTEM INSTALLATION MANUAL FOR FABRICATION AND ASSEMBLY INSTRUCTIONS.

C:\Users\thayer\Engineering\Express\Production - Documents\Projects\20-30425 Impact Curtain Wall (Reliance) - TDI Submittal\01\Drawings\2020 TDI Update\20-30425.4a Impact Curtain Wall (Wet Glazed).dwg

thayer

04/02/2021 - 1:40pm

# SILL CONNECTION DETAILS

FRANK BENNARDO, P.E.  
PE# 96064 CA.-F-11383



04/02/2021

**ENGINEERING EXPRESS**  
CORPORATE OFFICE:  
160 SW 12th AVE, SUITE 106  
DEERFIELD BEACH, FL 33442  
(954) 354-0660 | (866) 396-9999  
TEAM@ENGINEERINGEXPRESS.COM  
ENGINEERINGEXPRESS.COM

**Oldcastle BuildingEnvelope®**  
803 AIRPORT ROAD  
TERRELL, TX, 75160  
Phn. (972) 551-6100

Reliance™ StormMax® Wet Glazed  
CURTAIN WALL SYSTEM

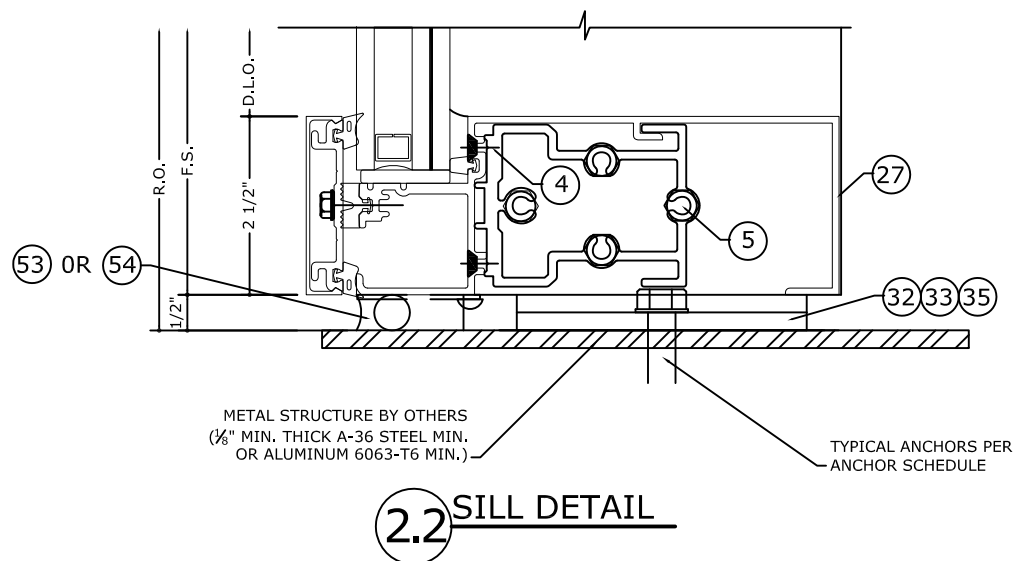
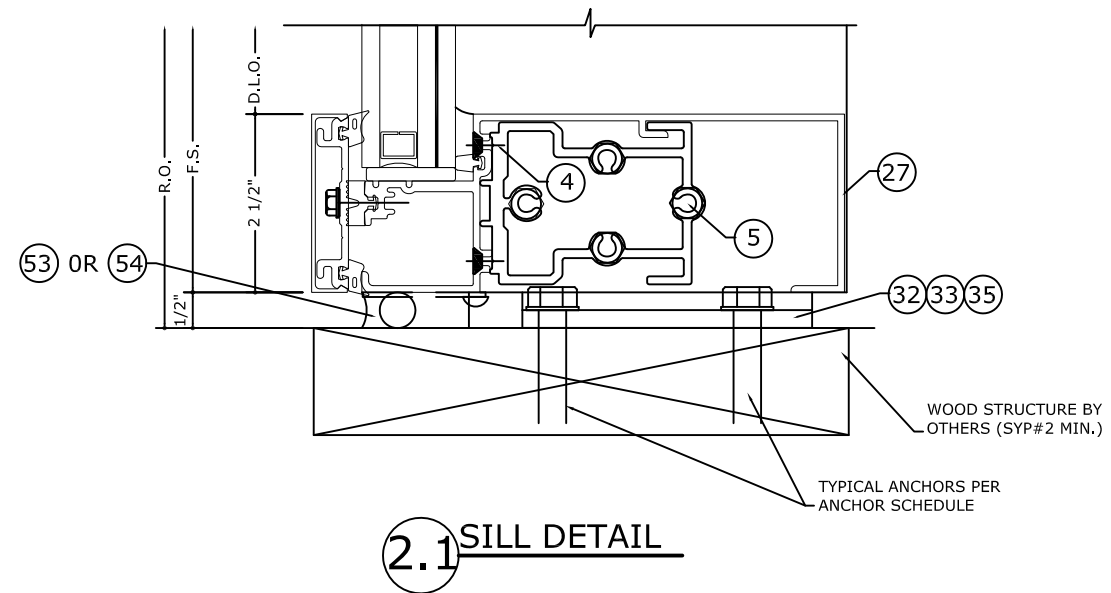
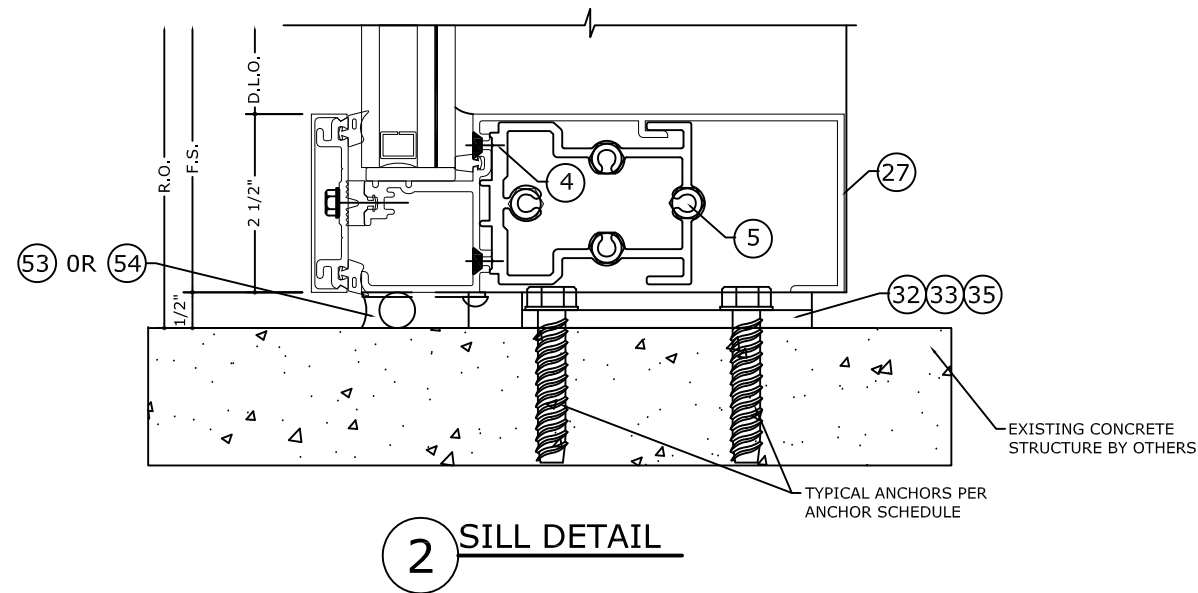
REMARKS	DRWN	CHKD	DATE
INIT ISSUE	JEM	AJP	08/21/20
2020 TDI UPDATE	TAE	AJP	03/17/21

COPYRIGHT ENGINEERING EXPRESS®

20-30425.4

SCALE: NTS UNLESS NOTED

29 OF 42



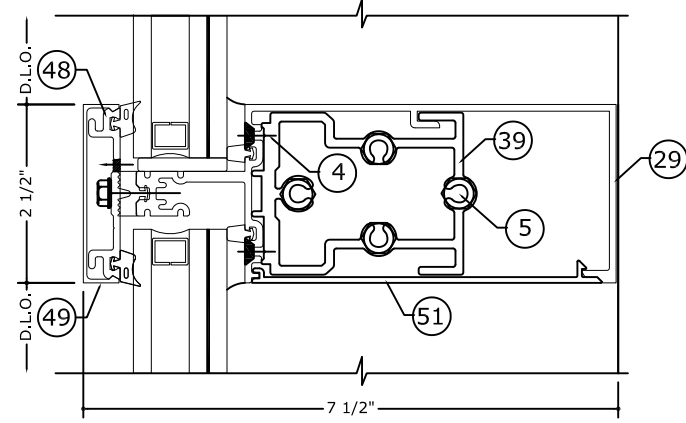
NOTE: REFER TO SYSTEM INSTALLATION MANUAL FOR FABRICATION AND ASSEMBLY INSTRUCTIONS.

C:\Users\thayen\Engineering\Express\Production - Documents\Projects\20-30425 Impact Curtain Wall (Reliance) - TDI Submittal\01\Drawings\2020 TDI Update\20-30425.4a Impact Curtain Wall (Wet Glazed).dwg

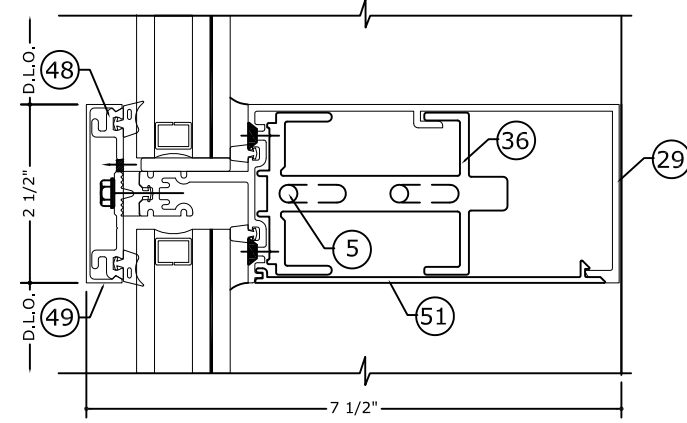
thayen

04/02/2021 - 1:41pm

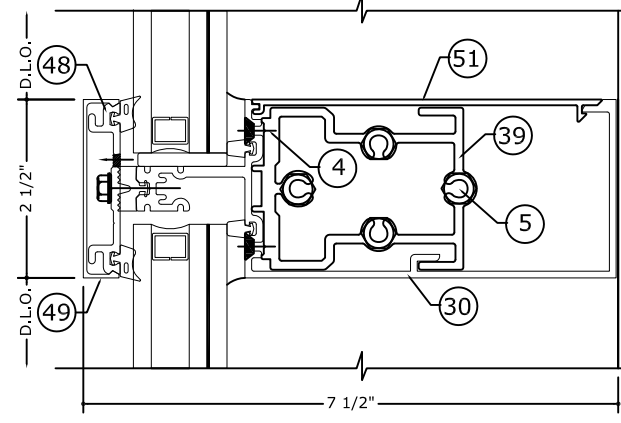
# HORIZONTAL CONNECTION DETAILS



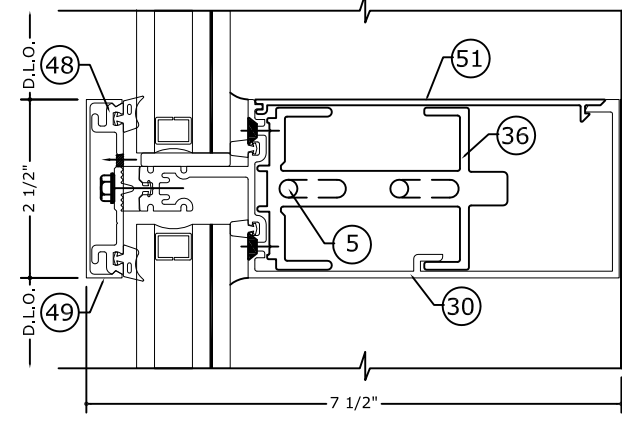
**3** INTERMEDIATE HORIZONTAL DETAIL (ROLL OVER)  
SCALE: 6" = 1'-0"



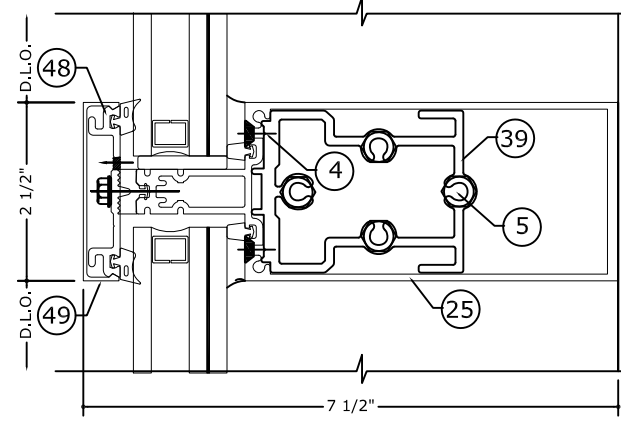
**3.1** INTERMEDIATE HORIZONTAL AT CORNER MULLION DETAIL (ROLL OVER)  
SCALE: 6" = 1'-0"



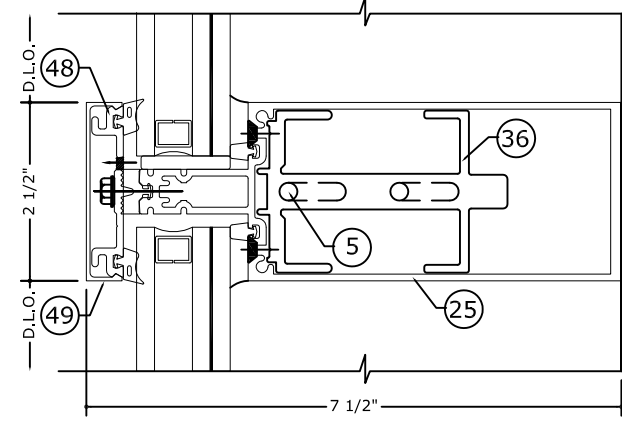
**3.2** INTERMEDIATE HORIZONTAL DETAIL (ROLL UNDER)  
SCALE: 6" = 1'-0"



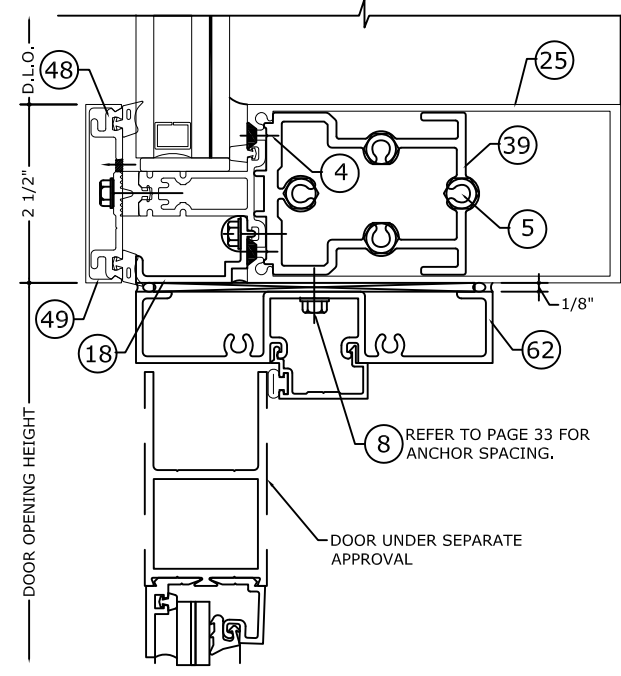
**3.3** INTERMEDIATE HORIZONTAL AT CORNER MULLION DETAIL (ROLL UNDER)  
SCALE: 6" = 1'-0"



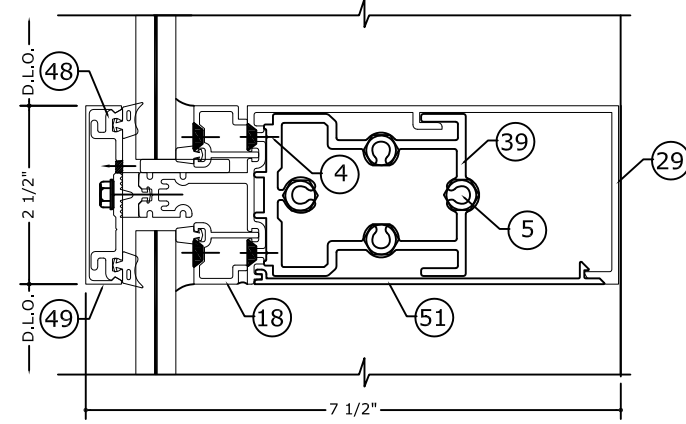
**3.4** INTERMEDIATE HORIZONTAL DETAIL  
SCALE: 6" = 1'-0"



**3.5** INTERMEDIATE HORIZONTAL AT CORNER MULLION DETAIL  
SCALE: 6" = 1'-0"



**3.6** DOOR HEADER DETAIL  
SCALE: 6" = 1'-0"



**3.7** ALTERNATE GLAZING DETAIL FOR INTERMEDIATE HORIZONTAL  
SCALE: 6" = 1'-0"

NOTE: REFER TO SYSTEM ELEVATION ON PAGE 02 FOR LENGTH LIMITATIONS ON HORIZONTAL MULLIONS.

NOTE: REFER TO SYSTEM INSTALLATION MANUAL FOR FABRICATION AND ASSEMBLY INSTRUCTIONS.

FRANK BENNARDO, P.E.  
PE# 96064 CA.-F-11383



04/02/2021

**ENGINEERING EXPRESS**  
CORPORATE OFFICE:  
160 SW 12th AVE, SUITE 106  
DEERFIELD BEACH, FL 33442  
(954) 354-0660 | (866) 396-9999  
TEAM@ENGINEERINGEXPRESS.COM  
ENGINEERINGEXPRESS.COM

**Oldcastle BuildingEnvelope®**  
803 AIRPORT ROAD  
TERRELL, TX, 75160  
Phn. (972) 551-6100  
Reliance™ StormMax® Wet Glazed  
CURTAIN WALL SYSTEM

REMARKS	DRWN	CHKD	DATE
INIT ISSUE	JEM	AJP	08/21/20
2020 TDI UPDATE	TAE	AJP	03/17/21

COPYRIGHT ENGINEERING EXPRESS®

20-30425.4

SCALE: NTS UNLESS NOTED

30 OF 42

C:\Users\thayr\Engineering\Express\Production - Documents\Projects\20-30425 Impact Curtain Wall (Reliance) - TDI Submittal\01 Drawings\2020 TDI Update\20-30425.4a Impact Curtain Wall (Wet Glazed).dwg  
thayr  
04/02/2021 - 1:41pm

# EXPANSION HORIZONTAL CONNECTION DETAILS

FRANK BENNARDO, P.E.  
PE# 96064 CA.-F-11383



04/02/2021

**ENGINEERING EXPRESS**  
CORPORATE OFFICE:  
160 SW 12th AVE, SUITE 106  
DEERFIELD BEACH, FL 33442  
(954) 354-0660 | (866) 396-9999  
TEAM@ENGINEERINGEXPRESS.COM  
ENGINEERINGEXPRESS.COM

**Oldcastle BuildingEnvelope®**  
803 AIRPORT ROAD  
TERRELL, TX, 75160  
Phn. (972) 551-6100

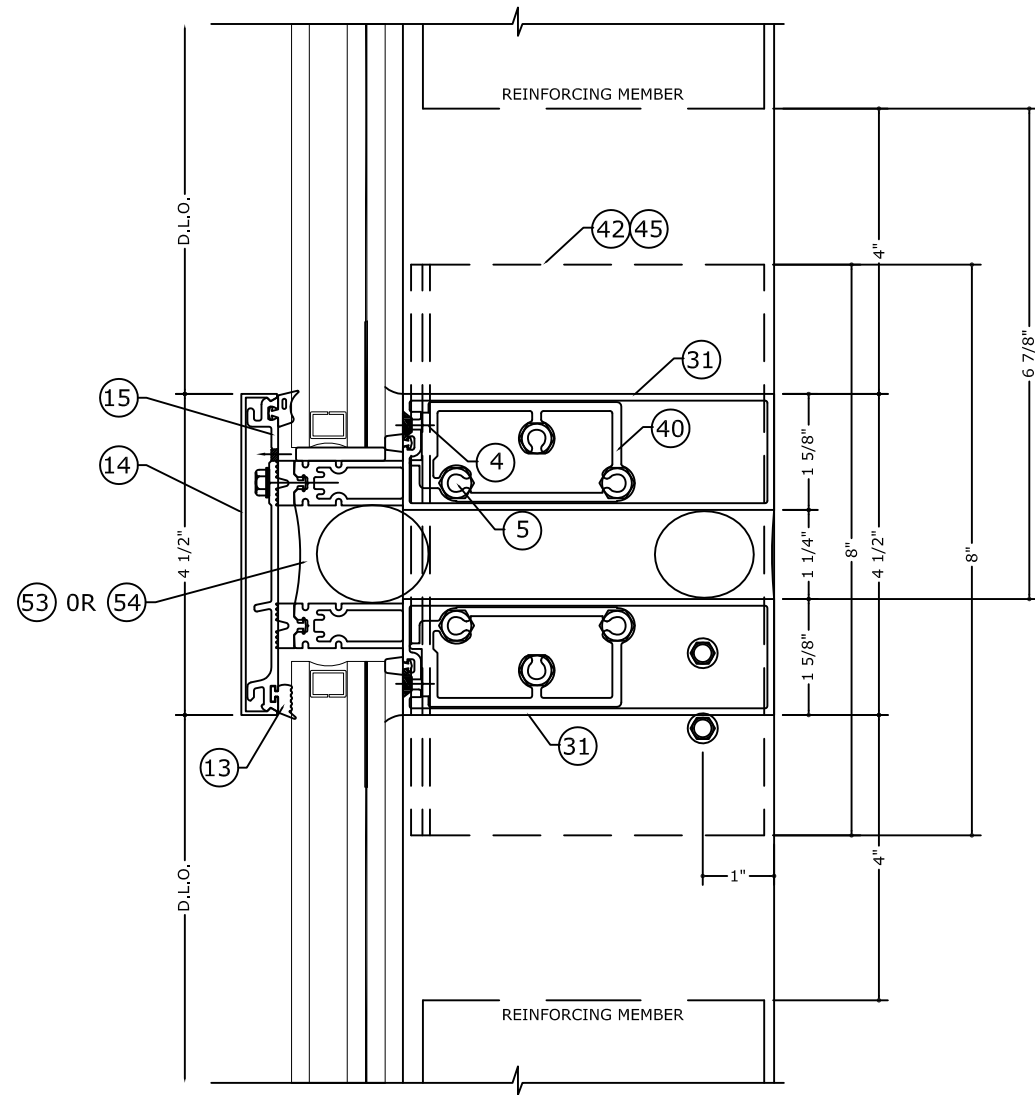
Reliance™ StormMax® Wet Glazed  
CURTAIN WALL SYSTEM

REMARKS	DRWN	CHKD	DATE
INIT ISSUE	JEM	AJP	08/21/20
2020 TDI UPDATE	TAE	AJP	03/17/21

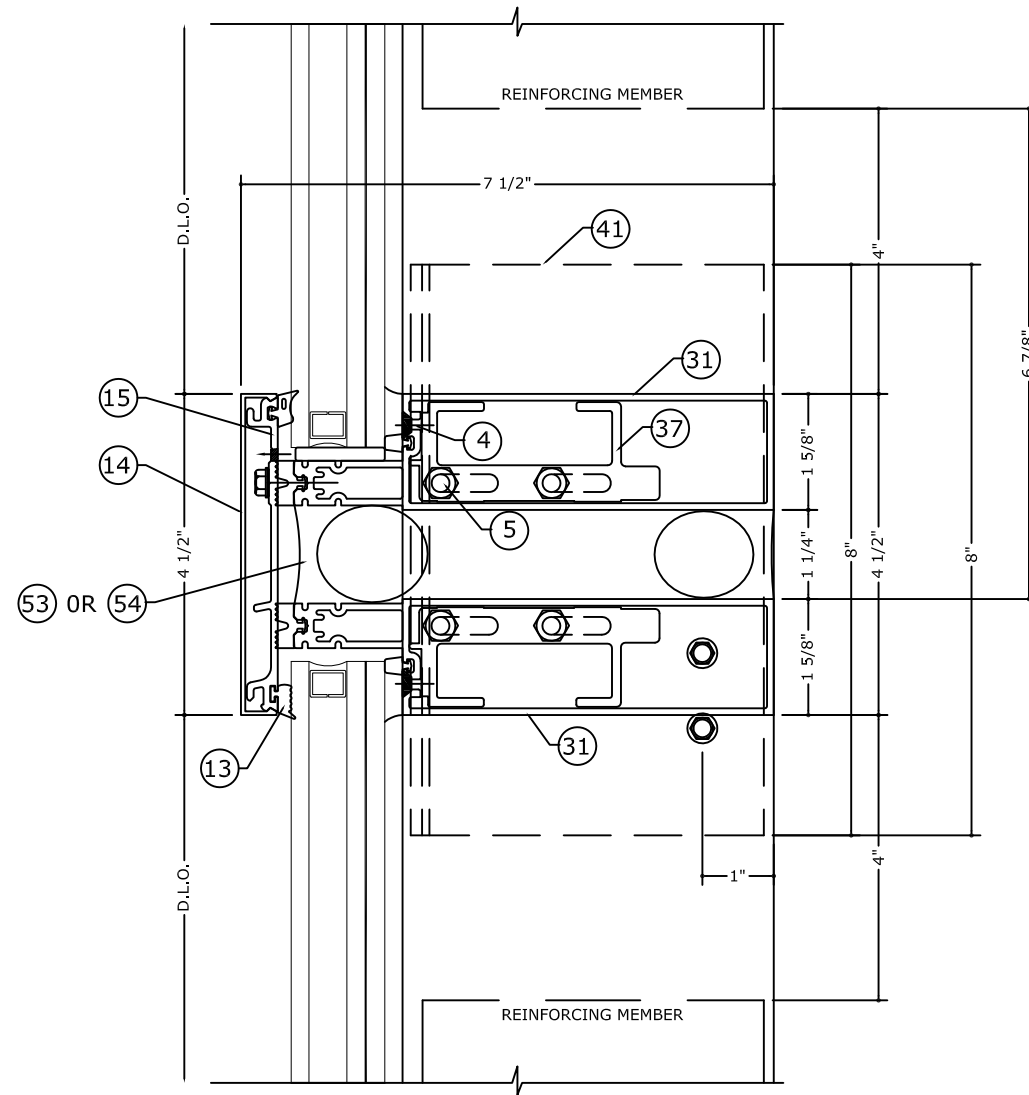
20-30425.4

SCALE: NTS UNLESS NOTED

31 OF 42



**4** EXPANSION HORIZONTAL CONNECTION  
DETAIL AT STANDARD OR JAMB MULLION  
SCALE: 6" = 1'-0"



**4.1** EXPANSION HORIZONTAL CONNECTION  
DETAIL AT CORNER MULLION  
SCALE: 6" = 1'-0"

NOTE: REFER TO SYSTEM ELEVATION ON PAGE 02 FOR LENGTH LIMITATIONS ON HORIZONTAL MULLIONS.

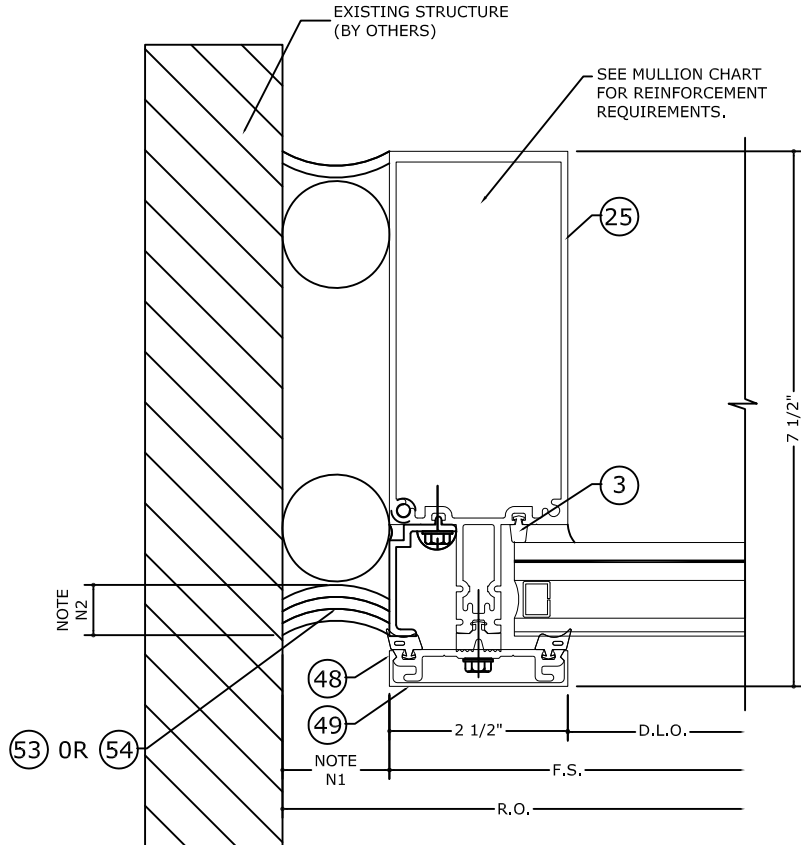
NOTE: REFER TO SYSTEM INSTALLATION MANUAL FOR FABRICATION AND ASSEMBLY INSTRUCTIONS.

C:\Users\thayr\Engineering\Express\Production - Documents\Projects\20-30425 Impact Curtain Wall (Reliance) - TDI Submittal\01\Drawings\2020 TDI Update\20-30425.4a Impact Curtain Wall (Wet Glazed).dwg

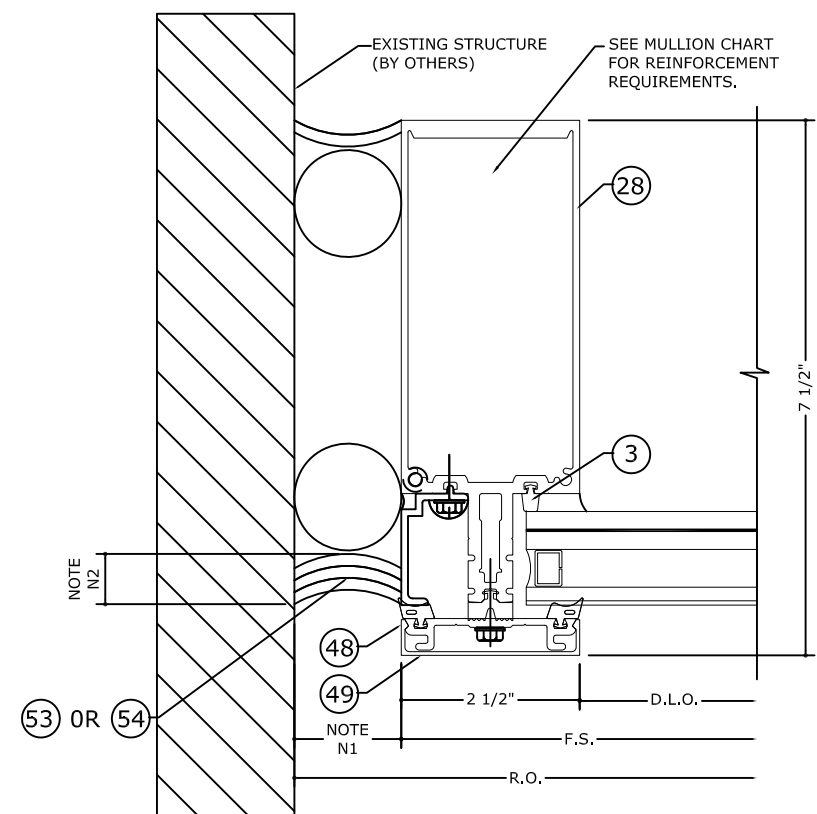
thayr 04/02/2021 - 1:41pm

C:\Users\thayer\Engineering\Express\Production - Documents\Projects\20-30425 Impact Curtain Wall (Reliance) - TDI Submittal\01 Drawings\2020 TDI Update\20-30425.4a Impact Curtain Wall (Wet Glazed).dwg

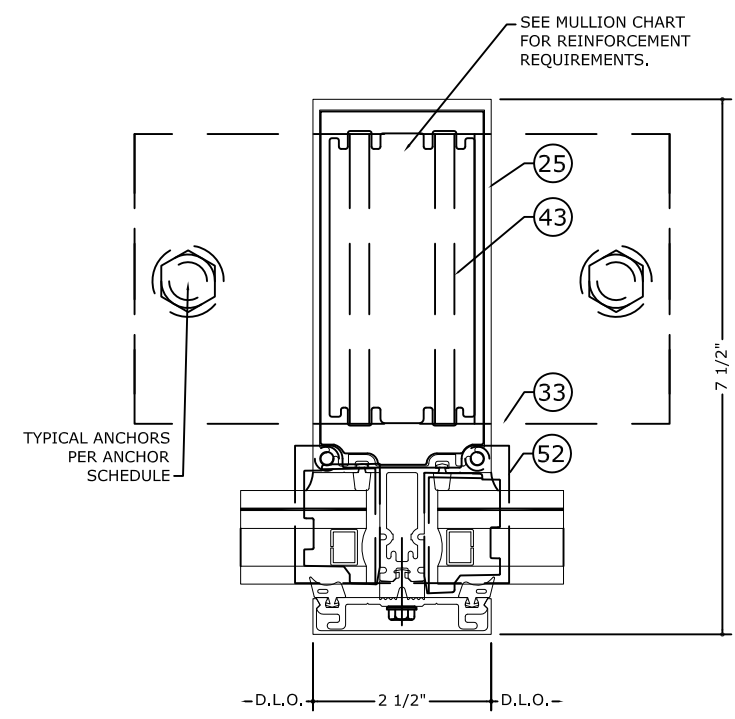
# VERTICAL JAMB / MULLION DETAILS



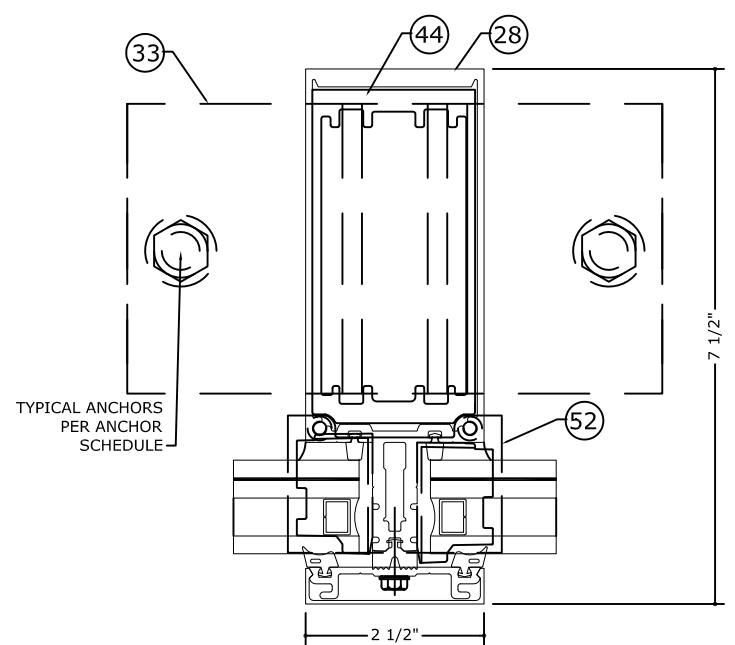
**5** STANDARD MULLION JAMB DETAIL  
SCALE: 6" = 1'-0"



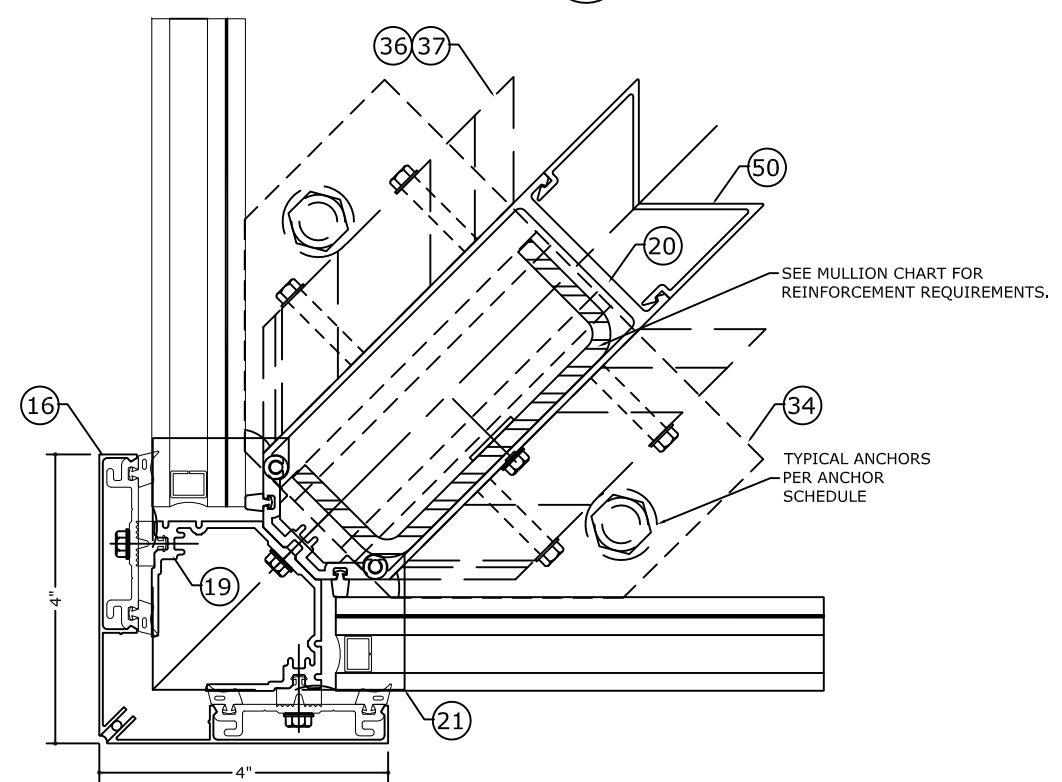
**5.1** HEAVY MULLION JAMB DETAIL  
SCALE: 6" = 1'-0"



**6** STANDARD MULLION VERTICAL DETAIL  
SCALE: 6" = 1'-0"



**6.1** HEAVY MULLION VERTICAL DETAIL  
SCALE: 6" = 1'-0"



**7** CORNER DETAIL  
SCALE: 6" = 1'-0"

**SEALANT JOINT NOTES**

N1: 5/8" MIN. & 1 5/8" MAX. WIDE JOINT WITH SEALANT (53) OR (54).

N2: 1/4" MIN. & 3/8" MAX. DEPTH JOINT WITH 1/4" DEPTH AT MIDWIDTH OF JOINT WITH SEALANT (53) OR (54).

NOTE: REFER TO SYSTEM INSTALLATION MANUAL FOR FABRICATION AND ASSEMBLY INSTRUCTIONS.

FRANK BENNARDO, P.E.  
PE# 96064 CA.-F-11383



04/02/2021

**ENGINEERING EXPRESS**  
CORPORATE OFFICE:  
160 SW 12th AVE, SUITE 106  
DEERFIELD BEACH, FL 33442  
(954) 354-0660 | (866) 396-9999  
TEAM@ENGINEERINGEXPRESS.COM  
ENGINEERINGEXPRESS.COM

**Oldcastle BuildingEnvelope®**  
803 AIRPORT ROAD  
TERRELL, TX, 75160  
Phn. (972) 551-6100

Reliance™ StormMax® Wet Glazed  
CURTAIN WALL SYSTEM

REMARKS	DRWN	CHKD	DATE
INIT ISSUE	JEM	AJP	08/21/20
2020 TDI UPDATE	TAE	AJP	03/17/21

20-30425.4  
SCALE: NTS UNLESS NOTED



# DOOR JAMB CONNECTION TO CURTAIN WALL VERTICALS

FRANK BENNARDO, P.E.  
PE# 96064 CA.-F-11383



04/02/2021

**ENGINEERING EXPRESS**  
CORPORATE OFFICE:  
160 SW 12th AVE, SUITE 106  
DEERFIELD BEACH, FL 33442  
(954) 354-0660 | (866) 396-9999  
TEAM@ENGINEERINGEXPRESS.COM  
ENGINEERINGEXPRESS.COM

**Oldcastle BuildingEnvelope®**

803 AIRPORT ROAD  
TERRELL, TX, 75160  
Phn. (972) 551-6100

Reliance™ StormMax® Wet Glazed  
CURTAIN WALL SYSTEM

REMARKS	DRWN	CHKD	DATE
INIT ISSUE	JEM	AJP	08/21/20
2020 TDI UPDATE	TAE	AJP	03/17/21

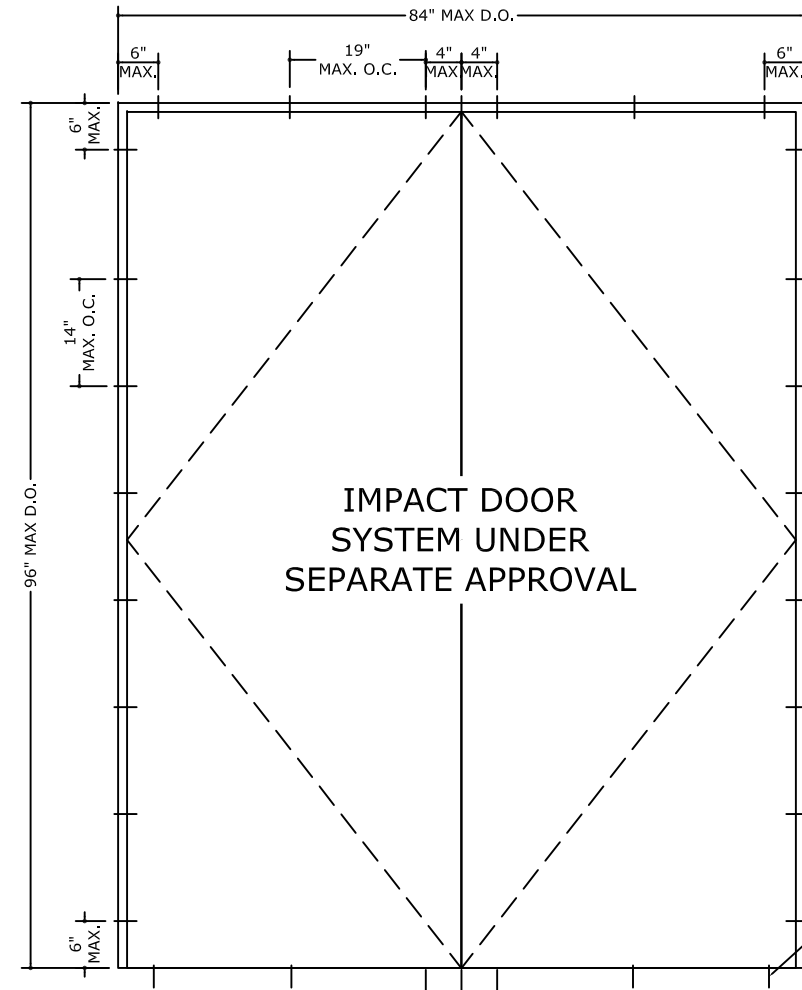
COPYRIGHT ENGINEERING EXPRESS®

20-30425.4

SCALE: NTS UNLESS NOTED

33

OF 42

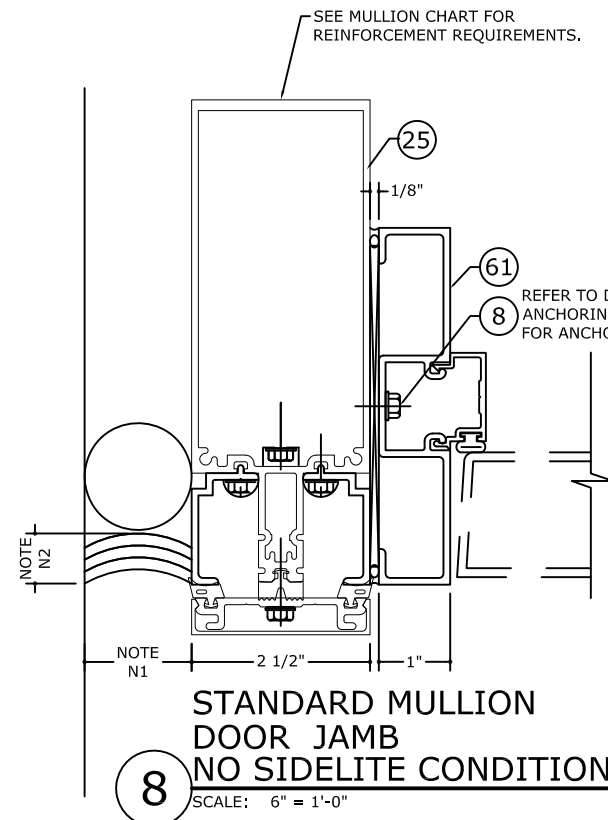


LOCATIONS FOR DOOR FRAME ATTACHEMENTS  
ABOVE DIMENSIONS ARE MAXIMUM SIZES TESTED

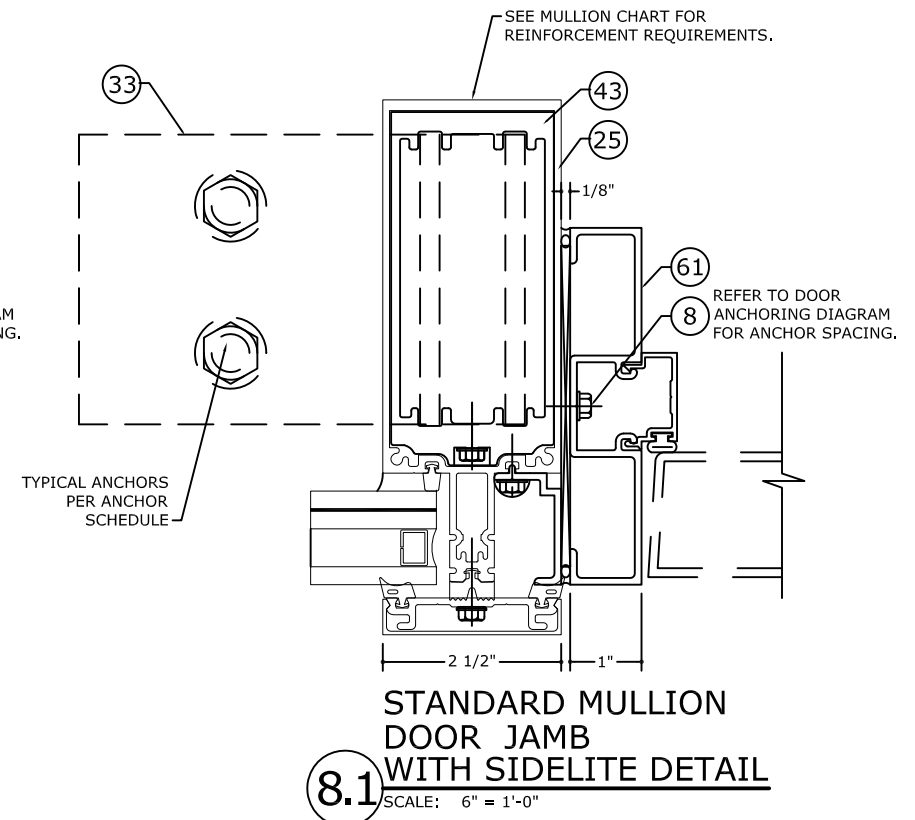
**SEALANT JOINT NOTES**

N1: 1/2" MIN. & 1 3/4" MAX. WIDE JOINT WITH SEALANT (28) OR (30).

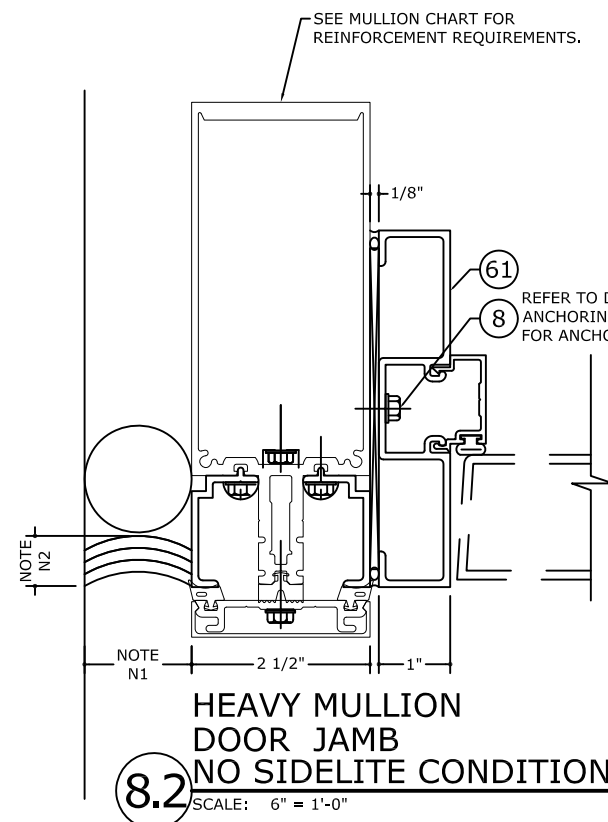
N2: 1/4" MIN. & 3/8" MAX. DEPTH JOINT WITH 1/4" DEPTH AT MIDWIDTH OF JOINT WITH SEALANT (28) OR (30)



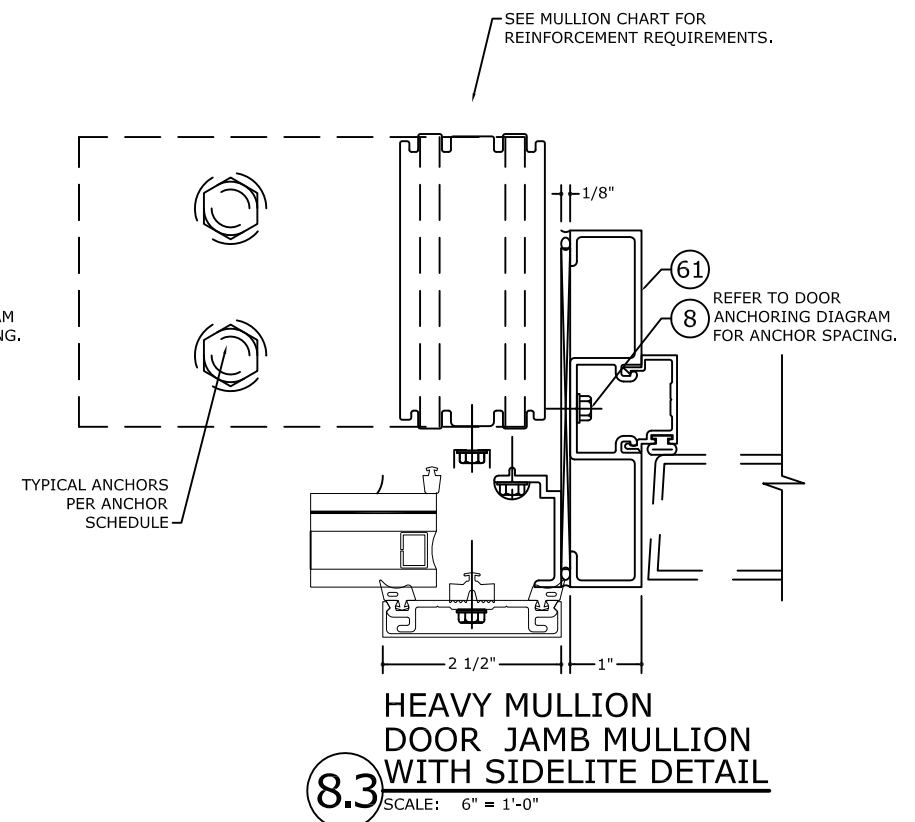
**8** STANDARD MULLION DOOR JAMB NO SIDELITE CONDITION  
SCALE: 6" = 1'-0"



**8.1** STANDARD MULLION DOOR JAMB WITH SIDELITE DETAIL  
SCALE: 6" = 1'-0"



**8.2** HEAVY MULLION DOOR JAMB NO SIDELITE CONDITION  
SCALE: 6" = 1'-0"



**8.3** HEAVY MULLION DOOR JAMB MULLION WITH SIDELITE DETAIL  
SCALE: 6" = 1'-0"

C:\Users\thayer\Engineering\Express\Production - Documents\Projects\20-30425 Impact Curtain Wall (Reliance) - TDI Submittal\01 Drawings\2020 TDI Update\20-30425.4a Impact Curtain Wall (Wet Glazed).dwg

04/02/2021 - 1:41pm thayer

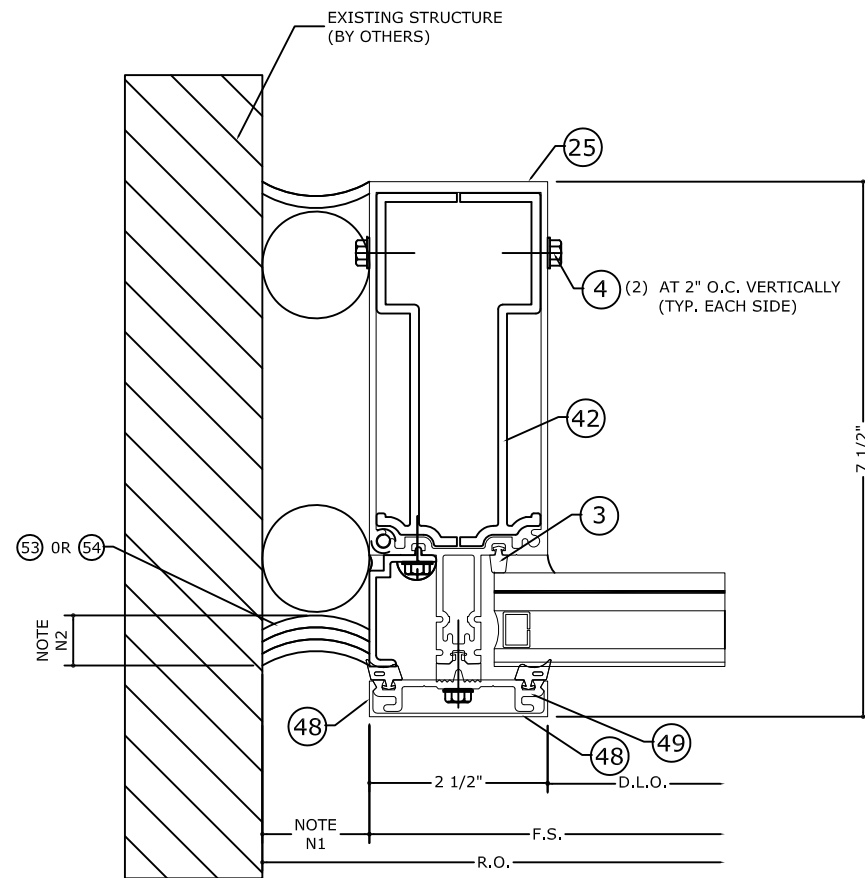
# JAMB AND STANDARD MULLION SPLICE DETAILS AT TWIN SPAN (PLAN)

FRANK BENNARDO, P.E.  
PE# 96064 CA.-F-11383

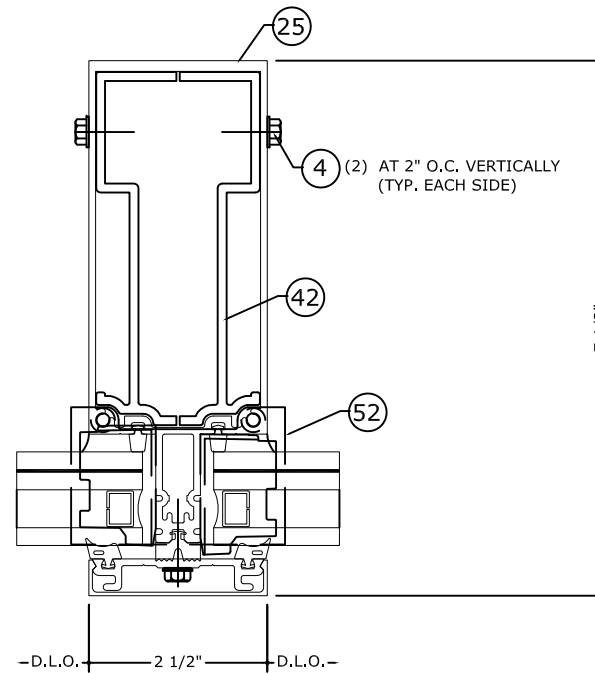


04/02/2021

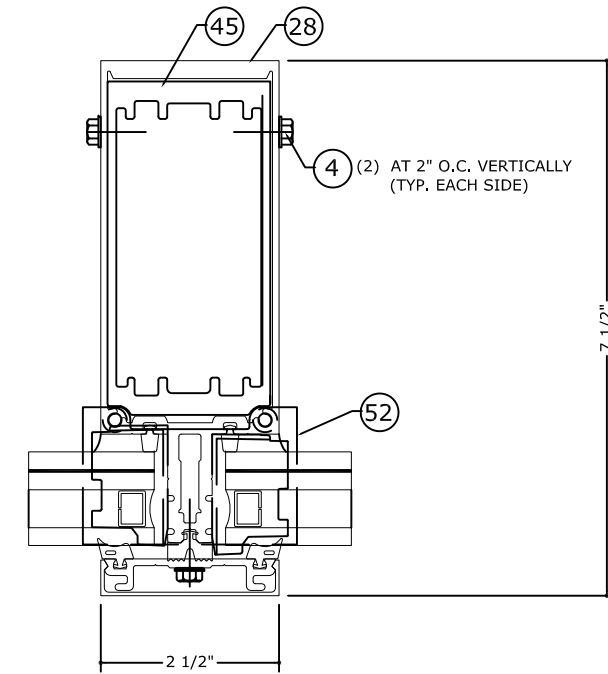
**ENGINEERING EXPRESS**  
CORPORATE OFFICE:  
160 SW 12th AVE., SUITE 106  
DEERFIELD BEACH, FL 33442  
(954) 354-0660 | (866) 396-9999  
TEAM@ENGINEERINGEXPRESS.COM  
ENGINEERINGEXPRESS.COM



**JAMB MULLION SPLICE DETAIL**  
SCALE: 6" = 1'-0"



**STANDARD MULLION SPLICE DETAIL**  
SCALE: 6" = 1'-0"



**HEAVY MULLION SPLICE DETAIL**  
SCALE: 6" = 1'-0"

**SEALANT JOINT NOTES**

N1: 5/8" MIN. & 1 5/8" MAX. WIDE JOINT WITH SEALANT (53) OR (54).

N2: 1/4" MIN. & 3/8" MAX. DEPTH JOINT WITH 1/4" DEPTH AT MIDWIDTH OF JOINT WITH SEALANT (53) OR (54).

**Oldcastle BuildingEnvelope®**

803 AIRPORT ROAD  
TERRELL, TX, 75160  
Phn. (972) 551-6100

Reliance™ StormMax® Wet Glazed  
CURTAIN WALL SYSTEM

REMARKS	DRWN	CHKD	DATE
INIT ISSUE	JEM	AJP	08/21/20
2020 TDI UPDATE	TAE	AJP	03/17/21

COPYRIGHT ENGINEERING EXPRESS®

20-30425.4

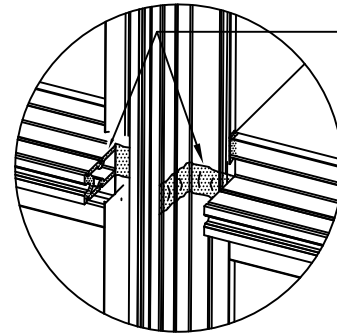
SCALE: NTS UNLESS NOTED

34 OF 42

C:\Users\thayer\Engineering\Express\Production - Documents\Projects\20-30425 Impact Curtain Wall (Reliance) - TDI Submittal\01\Drawings\2020 TDI Update\20-30425.4a Impact Curtain Wall (Wet Glazed).dwg

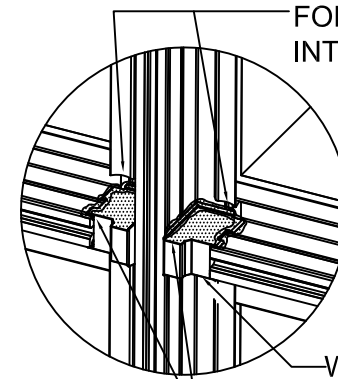
# ZONE PLUG INSTALLATION

**STEP 1**



SEAL ALONG TONGUE OF HORIZONTAL & ACROSS FACE AND TONGUE OF MULLION BEFORE INSTALLING WW-352 ZONE PLUGS.

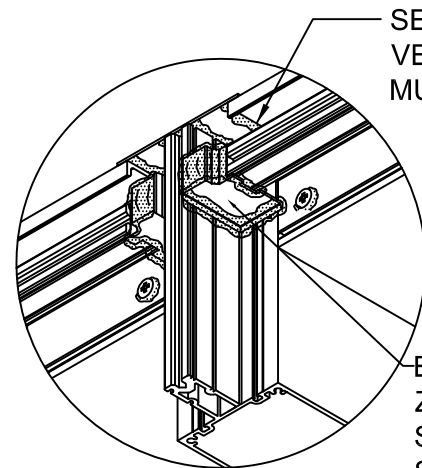
**STEP 2**



FORCE SEALANT INTO GASKET RACE

WW-352 ZONE PLUG

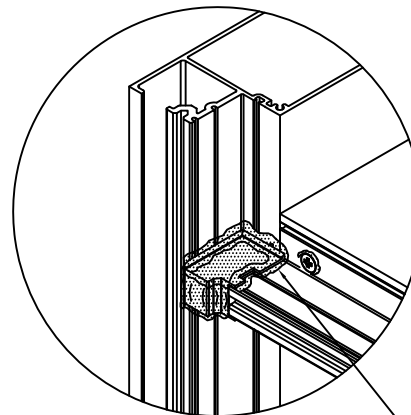
TOOL SEALANT ALONG TOP OF ZONE PLUG TO FORM A WATER TIGHT SEAL.



SEAL BETWEEN HEAD, VERTICAL MULLION AND MULLION CAP

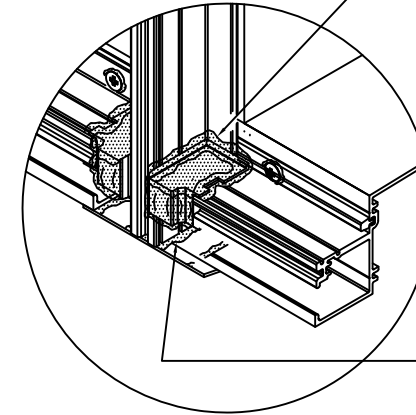
BOTTOM SIDE OF ZONE PLUG SHOWN. SEAL TOP SIDE SIMILAR.

**ZONE PLUG AT HEAD**



SEAL JAMB & SILL ZONE PLUGS SAME AS SHOWN AT LEFT

**ZONE PLUG AT JAMB**



SEAL JAMB & SILL ZONE PLUGS SAME AS SHOWN AT LEFT

SEAL BETWEEN SILL, VERTICAL & MULLION CAP

**ZONE PLUG AT SILL**

FRANK BENNARDO, P.E.  
PE# 96064 CA.-F-11383



04/02/2021



CORPORATE OFFICE:  
160 SW 12th AVE, SUITE 106  
DEERFIELD BEACH, FL 33442  
(954) 354-0660 | (866) 396-9999  
TEAM@ENGINEERINGEXPRESS.COM  
ENGINEERINGEXPRESS.COM

**Oldcastle BuildingEnvelope®**

803 AIRPORT ROAD  
TERRELL, TX, 75160  
Phn. (972) 551-6100

Reliance™ StormMax® Wet Glazed  
CURTAIN WALL SYSTEM

REMARKS	DRWN	CHKD	DATE
INIT ISSUE	JEM	AJP	08/21/20
2020 TDI UPDATE	TAE	AJP	03/17/21

COPYRIGHT ENGINEERING EXPRESS®

20-30425.4

SCALE: NTS UNLESS NOTED

35

OF 42

C:\Users\thayer\Engineering\Express\Production - Documents\Projects\20-30425 Impact Curtain Wall (Reliance) - TDI Submittal\01 Drawings\2020 TDI Update\20-30425.4a Impact Curtain Wall (Wet Glazed).dwg

thayer

04/02/2021 - 1:41pm

# PRESSURE PLATE AND FACE CAP INSTALLATION

FRANK BENNARDO, P.E.  
PE# 96064 CA.-F-11383



04/02/2021

**ENGINEERING EXPRESS**  
CORPORATE OFFICE:  
160 SW 12th AVE., SUITE 106  
DEERFIELD BEACH, FL 33442  
(954) 354-0660 | (866) 396-9999  
TEAM@ENGINEERINGEXPRESS.COM  
ENGINEERINGEXPRESS.COM

**Oldcastle BuildingEnvelope®**

803 AIRPORT ROAD  
TERRELL, TX, 75160  
Phn. (972) 551-6100

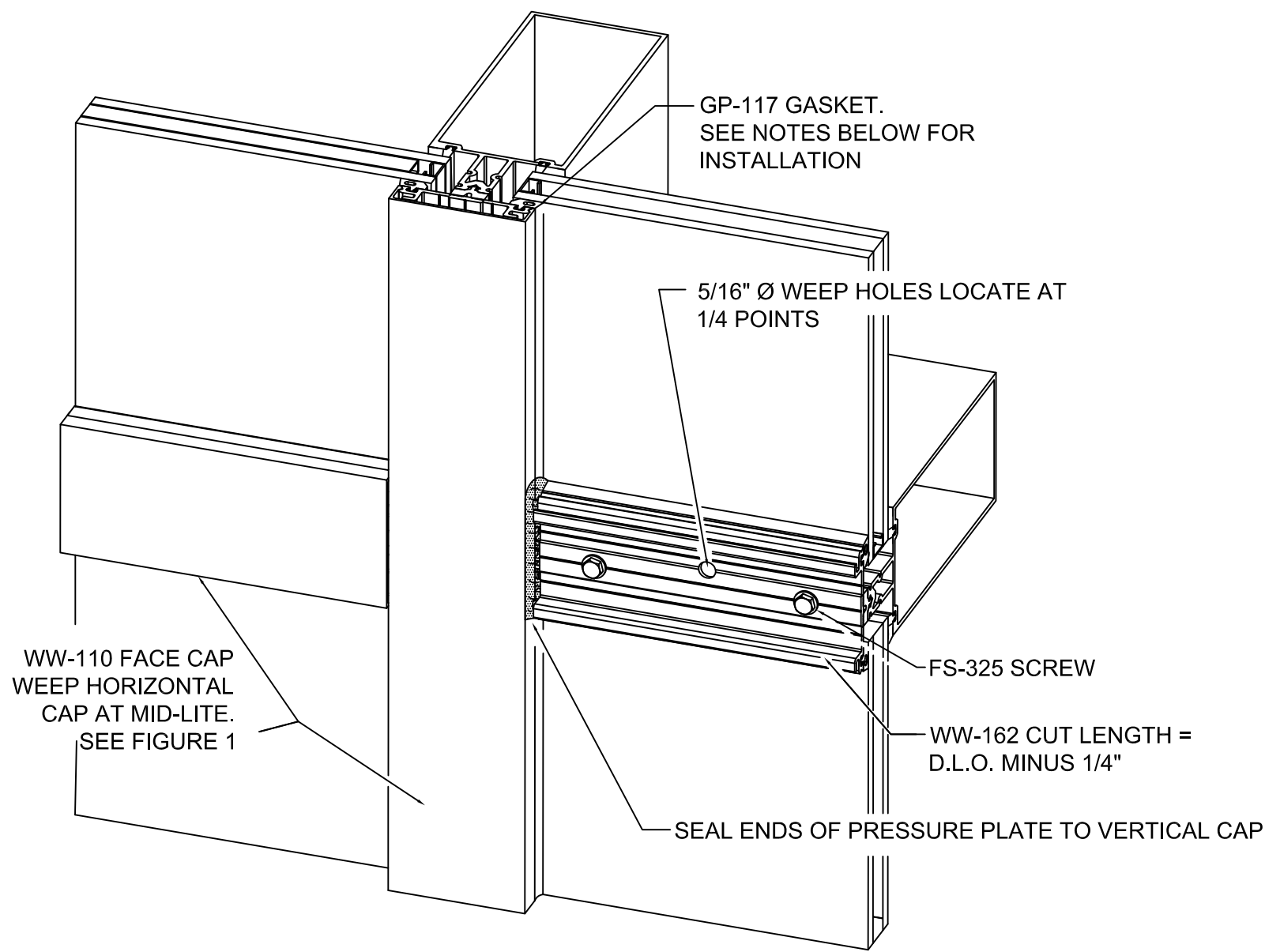
Reliance™ StormMax® Wet Glazed  
CURTAIN WALL SYSTEM

REMARKS	DRWN	CHKD	DATE
INIT ISSUE	JEM	AJP	08/21/20
2020 TDI UPDATE	TAE	AJP	03/17/21

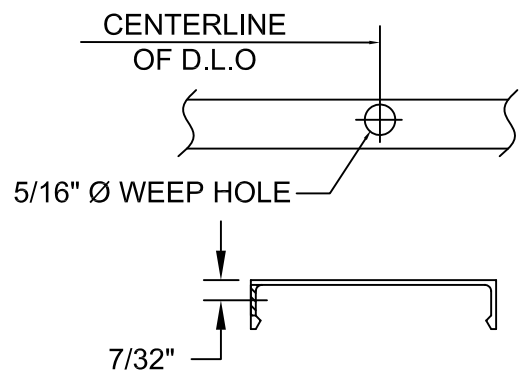
20-30425.4

SCALE: NTS UNLESS NOTED

36 OF 42



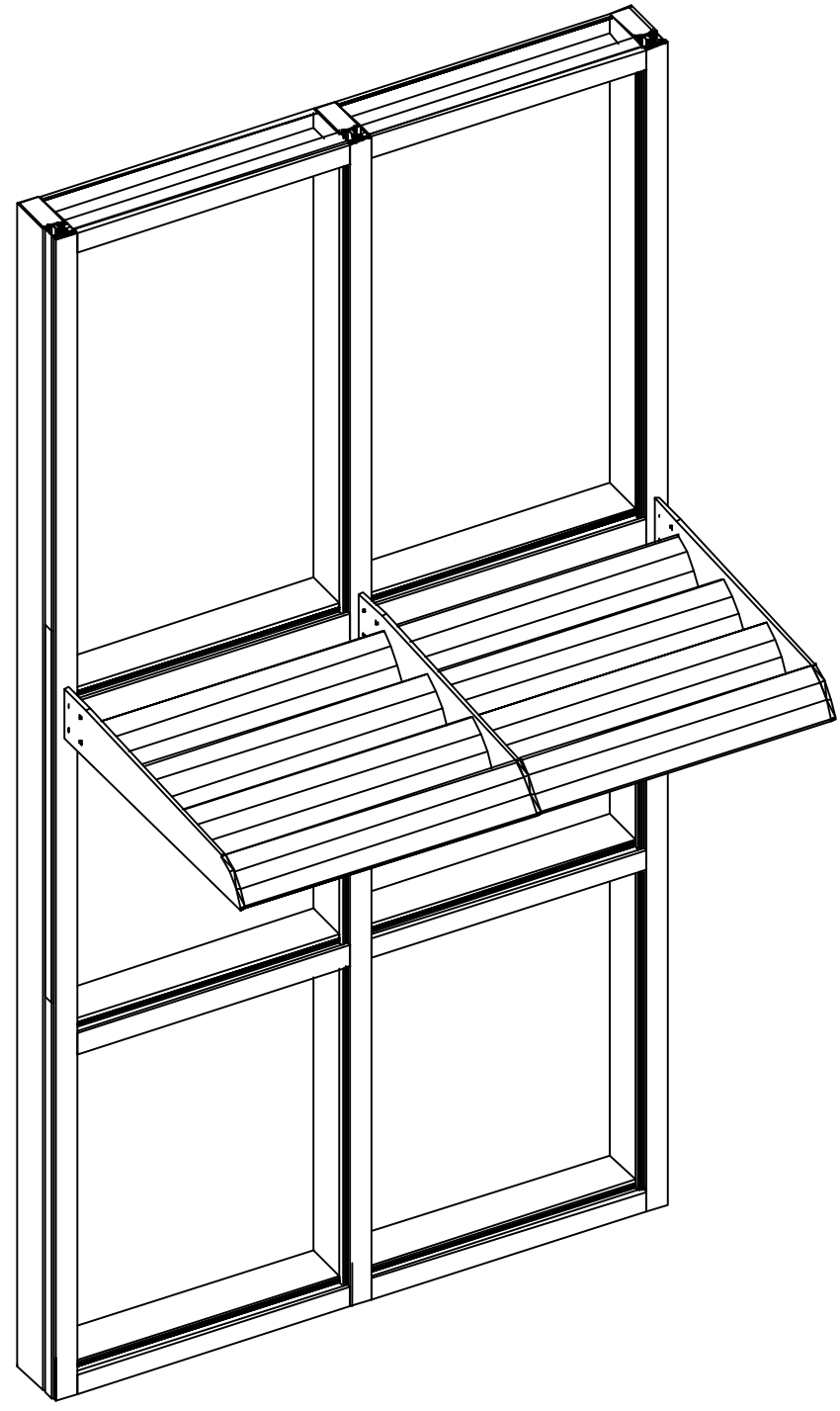
**FIGURE 1**  
GLAZING INSTRUCTIONS  
HORIZONTAL FACE CAP FABRICATION



C:\Users\thayen\Engineering\Express\Production - Documents\Projects\20-30425 Impact Curtain Wall (Reliance) - TDI Submittal\01\Drawings\2020 TDI Update\20-30425.4a Impact Curtain Wall (Wet Glazed).dwg

04/02/2021 - 1:41pm thayer

# SUNSHADE OPTION



NOTE: OPTIONAL SUNSHADES IN NON-HVHZ CONDITIONS CAN BE USED BASED ON SITE SPECIFIC ENGINEERING.

FRANK BENNARDO, P.E.  
PE# 96064 CA.-F-11383



04/02/2021

**ENGINEERING EXPRESS®**  
CORPORATE OFFICE:  
160 SW 12th AVE, SUITE 106  
DEERFIELD BEACH, FL 33442  
(954) 354-0660 | (866) 396-9999  
TEAM@ENGINEERINGEXPRESS.COM  
ENGINEERINGEXPRESS.COM

**Oldcastle BuildingEnvelope®**

803 AIRPORT ROAD  
TERRELL, TX, 75160  
Phn. (972) 551-6100

Reliance™ StormMax® Wet Glazed  
CURTAIN WALL SYSTEM

REMARKS	DRWN	CHKD	DATE
INIT ISSUE	JEM	AJP	08/21/20
2020 TDI UPDATE	TAE	AJP	03/17/21

COPYRIGHT ENGINEERING EXPRESS®

20-30425.4

SCALE: NTS UNLESS NOTED

37 OF 42

# Reliance™ StormMax® CURTAIN WALL SYSTEM COMPONENTS

FRANK BENNARDO, P.E.  
PE# 96064 CA.-F-11383



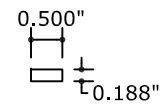
04/02/2021

**ENGINEERING EXPRESS®**  
CORPORATE OFFICE:  
160 SW 12th AVE., SUITE 106  
DEERFIELD BEACH, FL 33442  
TEAM@ENGINEERINGEXPRESS.COM  
(954) 354-0660 | (866) 396-9999  
ENGINEERINGEXPRESS.COM

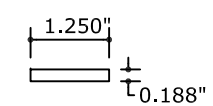
**Oldcastle BuildingEnvelope®**

803 AIRPORT ROAD  
TERRELL, TX, 75160  
Phn. (972) 551-6100

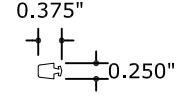
Reliance™ StormMax® Wet Glazed  
CURTAIN WALL SYSTEM



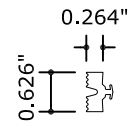
① **CW-2101 SETTING BLOCK**  
(L.M.)



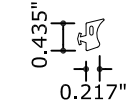
② **CW-2102 SETTING BLOCK**  
(L.M. & S.M.)



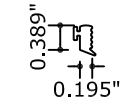
③ **FG-5185S GASKET**  
(L.M. & S.M.)



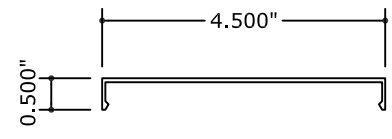
⑪ **GP-107 ISOLATOR**  
(L.M. & S.M.)



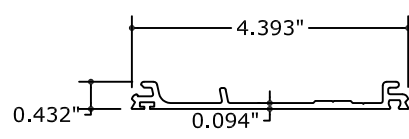
⑫ **GP-117 GASKET**  
(L.M. & S.M.)



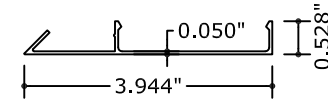
⑬ **GP-160 GASKET**  
(L.M. & S.M.)



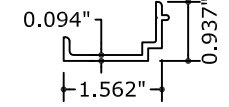
⑭ **HW-100 FACE CAP**  
(L.M. & S.M.)



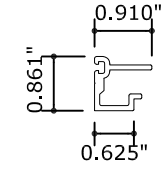
⑮ **HW-102 PRESSURE PLATE**  
(L.M. & S.M.)



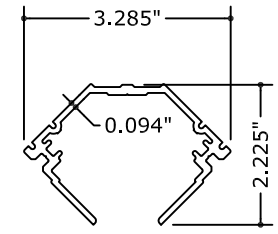
⑯ **HW-115 FACE CAP**  
(L.M. & S.M.)



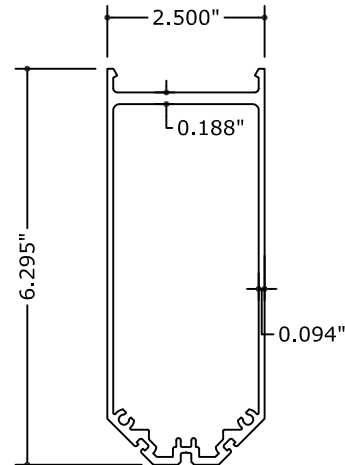
⑰ **HW-122 FILLER**  
(L.M. & S.M.)



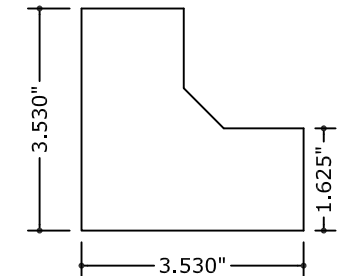
⑱ **HW-130 GLAZING ADAPTOR**  
(L.M.)



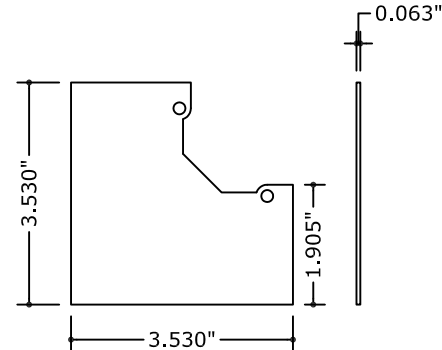
⑲ **HW-132 CORNER PRESSURE PLATE**  
(L.M. & S.M.)



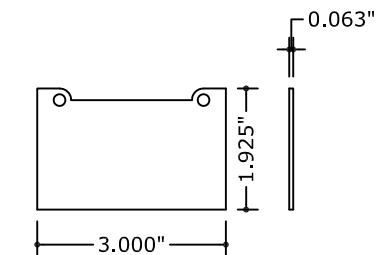
⑳ **HW-240 CORNER MULLION**  
(L.M. & S.M.)



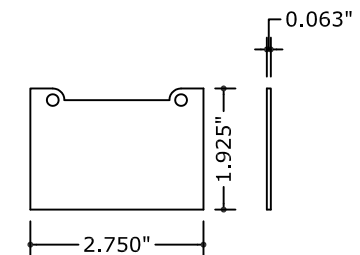
㉑ **HW-312 CORNER BRIDGE**  
(L.M. & S.M.)



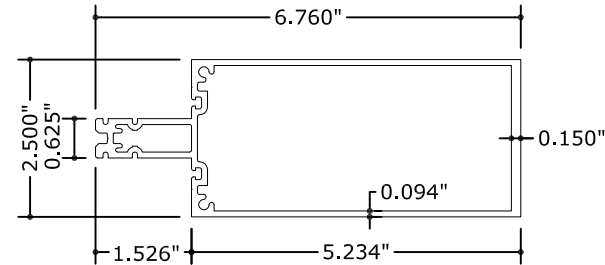
㉒ **HW-323 CORNER MULL CAP**  
(L.M. & S.M.)



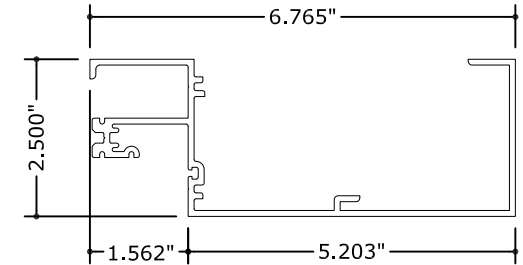
㉓ **HW-325 MULL CAP**  
(L.M. & S.M.)



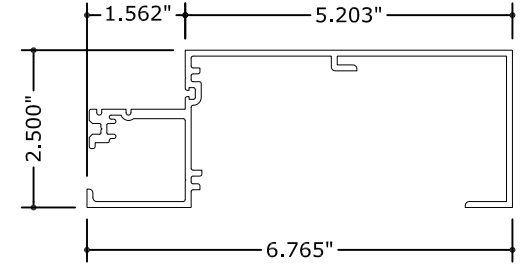
㉔ **HW-338 JAMB CAP**  
(L.M. & S.M.)



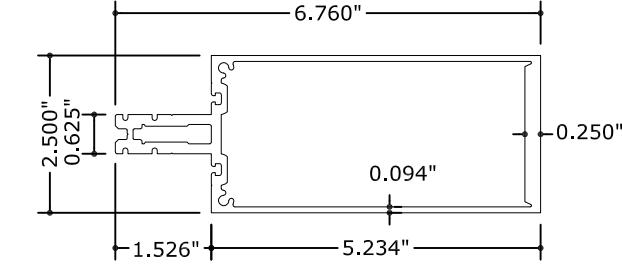
㉕ **HW-500 MULLION**  
(L.M. & S.M.)



㉖ **HW-501 HEAD**  
(L.M. & S.M.)



㉗ **HW-502 SILL**  
(L.M. & S.M.)



㉘ **HW-510 HEAVY MULLION**  
(L.M. & S.M.)

REMARKS	DRWN	CHKD	DATE
INIT ISSUE	JEM	AJP	08/21/20
2020 TDI UPDATE	TAE	AJP	03/17/21

COPYRIGHT ENGINEERING EXPRESS®

20-30425.4

SCALE: NTS UNLESS NOTED

38 OF 42

C:\Users\thayen\Engineering\Express\Production - Documents\Projects\20-30425 Impact Curtain Wall (Reliance) - TDI Submittal\01 Drawings\2020 TDI Update\20-30425.4a Impact Curtain Wall (Wet Glazed).dwg  
thayen  
04/02/2021 - 1:41pm

# Reliance™ StormMax® CURTAIN WALL SYSTEM COMPONENTS

FRANK BENNARDO, P.E.  
PE# 96064 CA.-F-11383



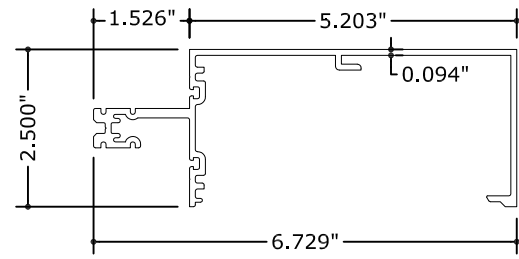
04/02/2021

**ENGINEERING EXPRESS®**  
CORPORATE OFFICE:  
160 SW 12th AVE, SUITE 106  
DEERFIELD BEACH, FL 33442  
(954) 354-0660 | (866) 396-9999  
TEAM@ENGINEERINGEXPRESS.COM  
ENGINEERINGEXPRESS.COM

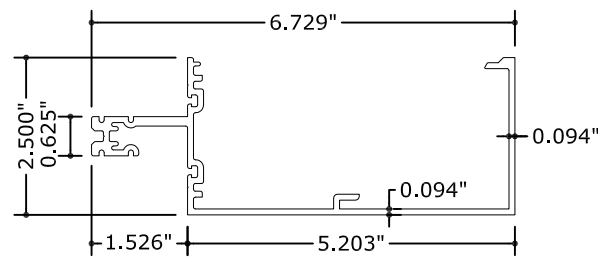
**Oldcastle BuildingEnvelope®**

803 AIRPORT ROAD  
TERRELL, TX, 75160  
Phn. (972) 551-6100

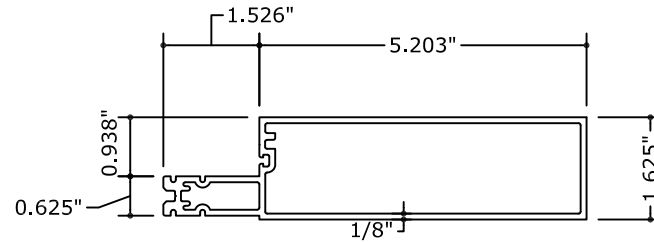
Reliance™ StormMax® Wet Glazed  
CURTAIN WALL SYSTEM



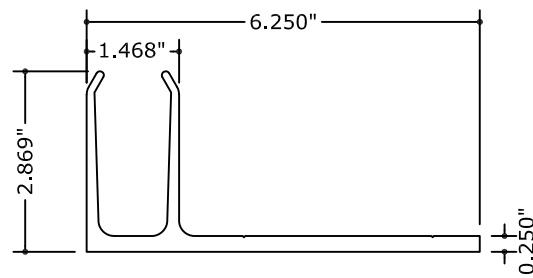
②⑨ HW-532 ROLL OVER HORIZ.  
(L.M. & S.M.)



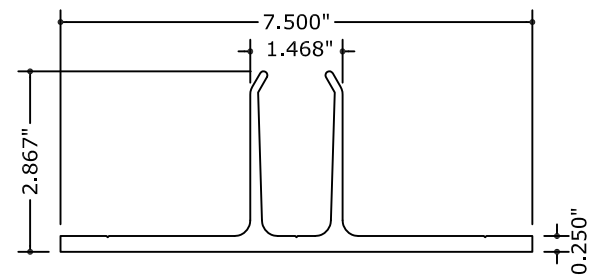
③⑩ HW-533 ROLL UNDER HORIZ.  
(L.M. & S.M.)



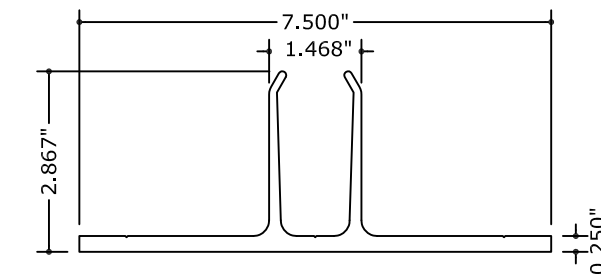
③① HW-536 HORIZONTAL  
(L.M. & S.M.)




③② HW-103-01 "F" ANCHOR  
(JAMB MULLION)  
(L.M. & S.M.)



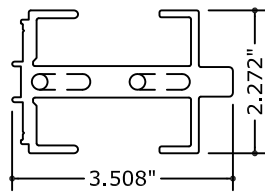

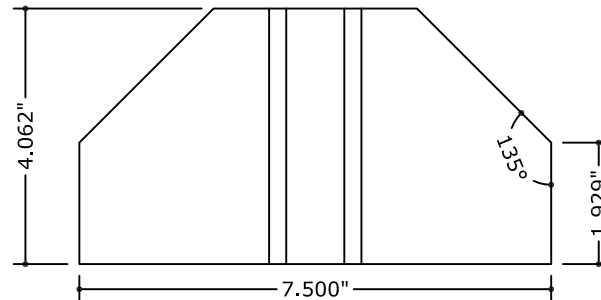
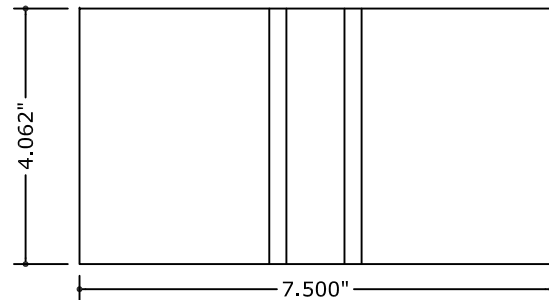
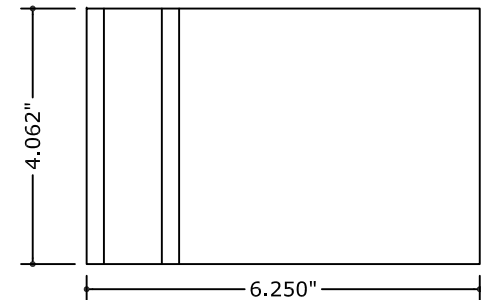
③③ HW-105-01 "T" ANCHOR  
(STD. MULLION & TOP OF  
DOOR JAMB MULLION)  
(L.M. & S.M.)



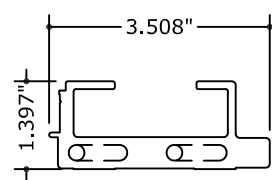
③④ HW-105-02 "T" ANCHOR  
(CORNER MULLION)  
(L.M. & S.M.)



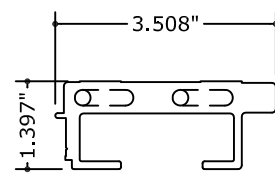
③⑤ HW-174-01 "L" ANCHOR  
(JAMB & STD. MULLION)  
(L.M. & S.M.)



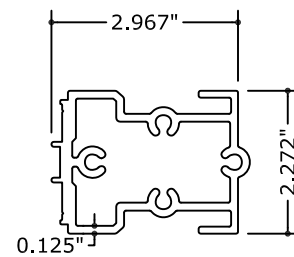
③⑥ HW-180-01 CORNER  
SHEAR BLOCK  
(L.M. & S.M.)



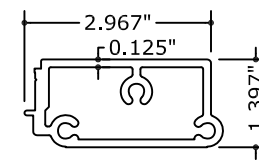
③⑦ HW-180-02 CORNER  
SHEAR BLOCK  
(L.M. & S.M.)



③⑧ HW-180-03 CORNER  
SHEAR BLOCK  
(L.M. & S.M.)



③⑨ HW-183-01 SHEAR BLOCK  
(L.M. & S.M.)



④⑩ HW-184-01 SHEAR BLOCK  
(L.M. & S.M.)

REMARKS	DRWN	CHKD	DATE
INIT ISSUE	JEM	AJP	08/21/20
2020 TDI UPDATE	TAE	AJP	03/17/21

COPYRIGHT ENGINEERING EXPRESS®

20-30425.4

SCALE: NTS UNLESS NOTED

39 OF 42

C:\Users\thayer\Engineering\Express\Production - Documents\Projects\20-30425 Impact Curtain Wall (Reliance) - TDI Submittal\01 Drawings\2020 TDI Update\20-30425.4a Impact Curtain Wall (Wet Glazed).dwg

04/02/2021 - 1:41pm thayer

# Reliance™ StormMax® CURTAIN WALL SYSTEM COMPONENTS

FRANK BERNARDO, P.E.  
PE# 96064 CA.-F-11383



04/02/2021

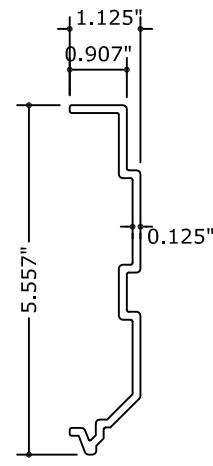
**ENGINEERING EXPRESS®**  
CORPORATE OFFICE:  
160 SW 12th AVE, SUITE 106  
DEERFIELD BEACH, FL 33442  
(954) 354-0660 | (866) 396-9999  
TEAM@ENGINEERINGEXPRESS.COM  
ENGINEERINGEXPRESS.COM

**Oldcastle BuildingEnvelope®**  
803 AIRPORT ROAD  
TERRELL, TX, 75160  
Phn. (972) 551-6100

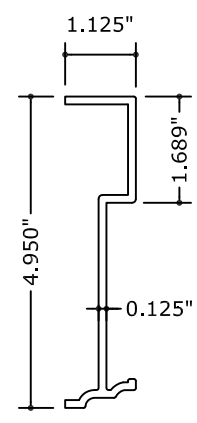
Reliance™ StormMax® Wet Glazed  
CURTAIN WALL SYSTEM

REMARKS	DRWN	CHKD	DATE
INIT ISSUE	JEM	AJP	08/21/20
2020 TDI UPDATE	TAE	AJP	03/17/21

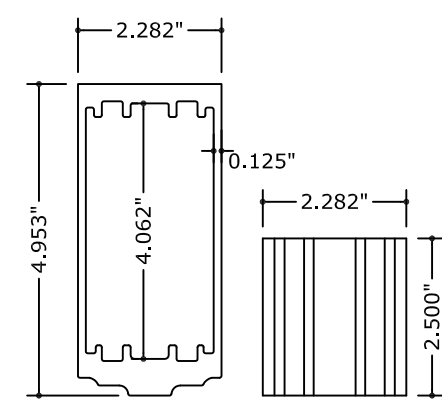
20-30425.4  
SCALE: NTS UNLESS NOTED



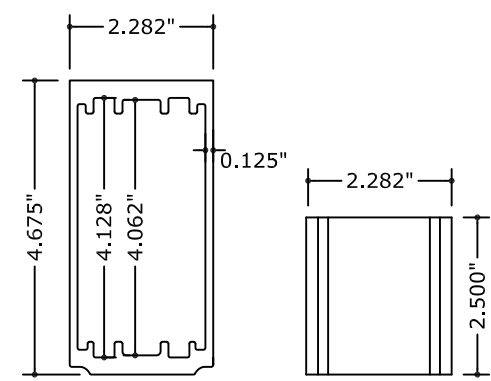
④1 HW-191-01 CORNER SPLICE  
(L.M. & S.M.)



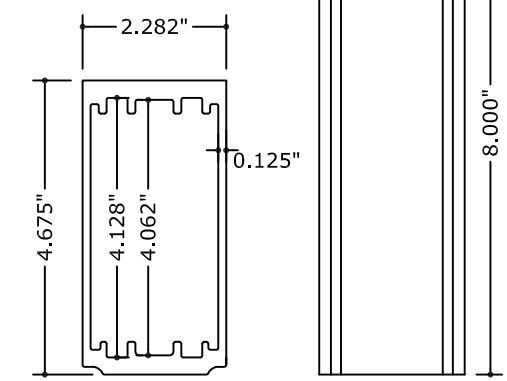
④2 HW-194-01 MULLION SPLICE  
(L.M. & S.M.)



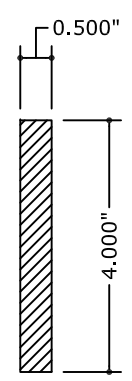
④3 HW-200-01 STANDARD ANCHOR SLEEVE  
(L.M. & S.M.)



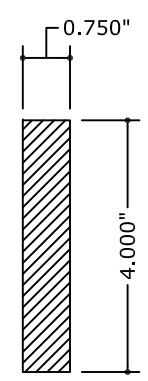
④4 HW-201-01 HEAVY ANCHOR SLEEVE  
(L.M. & S.M.)



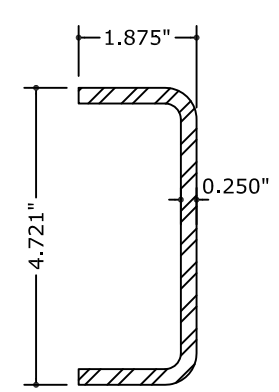
④5 HW-201-02 HEAVY MULLION HARD SPLICE  
(L.M. & S.M.)



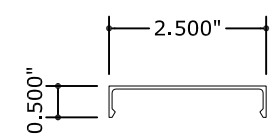
④6 RS-15 STEEL REINFORCEMENT  
(L.M. & S.M.)



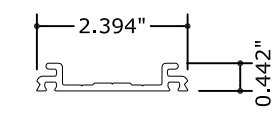
④6A RS-17 STEEL REINFORCEMENT  
(L.M. & S.M.)



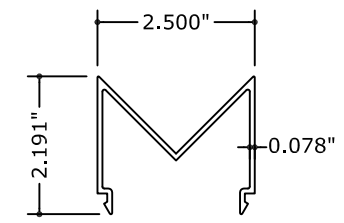
④7 RS-25 STEEL REINFORCEMENT  
(L.M. & S.M.)



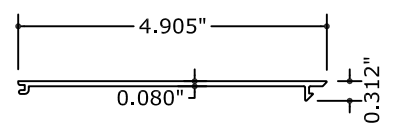
④8 HW-110 FACE CAP  
(L.M. & S.M.)



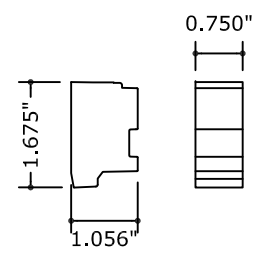
④9 HW-162 PRESSURE PLATE  
(L.M. & S.M.)



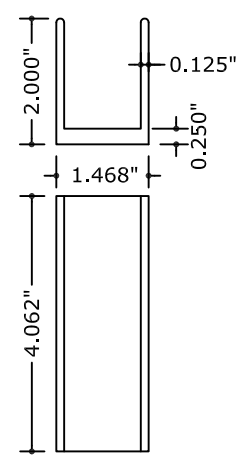
④50 HW-224 COVER  
(L.M. & S.M.)



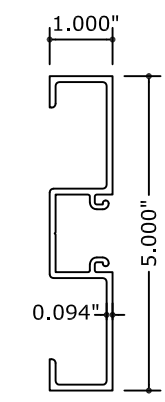
④51 HW-237 FILLER (L.M. & S.M.)



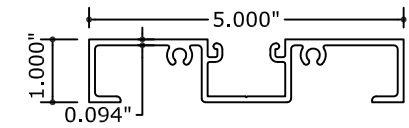
④52 WW-352 ZONE PLUG  
(L.M. & S.M.)



④60 HW-108-01 "U" ANCHOR  
(L.M. & S.M.)



④61 D-226 DOOR JAMB  
(L.M. & S.M.)



④62 D-231 DOOR HEADER  
(L.M. & S.M.)

C:\Users\thayner\Engineering\Express\Production - Documents\Projects\20-30425 Impact Curtain Wall (Reliance) - TDI Submittal\01 Drawings\2020 TDI Update\20-30425.4a Impact Curtain Wall (Wet Glazed).dwg  
thayner  
04/02/2021 - 1:41pm





04/02/2021

**ENGINEERING EXPRESS**  
CORPORATE OFFICE:  
160 SW 12th AVE, SUITE 106  
DEERFIELD BEACH, FL 33442  
(954) 354-0660 | (866) 396-9999  
TEAM@ENGINEERINGEXPRESS.COM  
ENGINEERINGEXPRESS.COM

**Oldcastle BuildingEnvelope®**

803 AIRPORT ROAD  
TERRELL, TX, 75160  
Phn. (972) 551-6100

Reliance™ StormMax® Wet Glazed  
CURTAIN WALL SYSTEM

REMARKS	DRWN	CHKD	DATE
INIT ISSUE	JEM	AJP	08/21/20
2020 TDI UPDATE	TAE	AJP	03/17/21

COPYRIGHT ENGINEERING EXPRESS®

20-30425.4

SCALE: NTS UNLESS NOTED

41 OF 42

## BILL OF MATERIALS

ITEM NO.	PART NUMBER	DESCRIPTION	DIMENSIONS	MATERIAL	MANF. / SUPPLIER / REMARKS
1	CW-2101	SETTING BLOCK	.50x .188x 4.00	EPDM 80 DUROMETER	EPG
2	CW-2102	SETTING BLOCK	1.250x .188x 4.00	EPDM 80 DUROMETER	EPG
3	FG-5185S	INTERIOR SPACER GASKET	.375x 0.25	SILICONE 70 DURO	EPG
4	FS-7	HORIZ. TO SHEAR BLOCK FASTENER #10x 3/4" PFH	3/4"	ZINC COATED STEEL	VARIES - MIN. Fu=124 ksi. & Fy=92 ksi (L.M. & S.M.)
5	FS-9	SHEAR BLOCK ASSEMBLY SCREW #14x 1 1/2" HH	1 1/2"	ZINC COATED STEEL	VARIES - MIN. Fu=124 ksi. & Fy=92 ksi (L.M. & S.M.)
6	FS-259	JAMB CAP PLATE FASTENER 1/4-20x 1" PFH TYPE F	1"	ZINC COATED STEEL	VARIES - MIN. Fu=124 ksi. & Fy=92 ksi (L.M. & S.M.)
7	FS-320	END CAP ATTACHMENT FASTENER #10x 1/2" U-DRIVE	1/2"	ZINC COATED STEEL	VARIES - MIN. Fu=124 ksi. & Fy=92 ksi (L.M. & S.M.)
8	FS-322	POCKET FILLER ATTACHMENT #12-14x 1" HH	1"	ZINC COATED STEEL	VARIES - MIN. Fu=124 ksi. & Fy=92 ksi (L.M. & S.M.) - SEE SHEET 33
9	FS-325	PRESSURE PLATE SCREW #12-14x 1 1/2" HH	1 1/2"	STALGARD STEEL	DEWALT - SPACED @ 9" O.C
10	FS-328	ADAPTOR ATTACHMENT SCREW #10x 1 1/2" PFH	1 1/2"	ZINC COATED STEEL	VARIES
11	GP-107	ISOLATOR GASKET	.264x .626	EPDM 70 DUROMETER	EPG
12	GP-117	EXTERIOR GASKET	.217x .438	EPDM 60 DUROMETER	EPG
13	GP-160	EXTERIOR GASKET AT EXP HORIZ.	.195x .380	EPDM 60 DUROMETER	TREMCO
14	HW-100	FACE CAP	4.50x .50x .062	6063-T5 ALUMINUM	OBE
15	HW-102	PRESSURE PLATE	4.394x .432x .094	6063-T6 ALUMINUM	OBE
16	HW-115	FACE CAP	3.94x .528x .050	6063-T5 ALUMINUM	OBE
17	HW-122	POCKET FILLER	.861x .910x .080	6063-T5 ALUMINUM	OBE
18	HW-130	GLAZING ADAPTOR	3.276x 2.225x .094	6063-T5 ALUMINUM	OBE
19	HW-132	CORNER PRESSURE PLATE	6.295x 2.50x .094	6063-T6 ALUMINUM	OBE
20	HW-240	CORNER MULLION	-	6063-T6 ALUMINUM	OBE
21	HW-312	CORNER BRIDGE	3.50x 1.625x .625	EPDM SPONGE 55 SHRE	EPG
22	HW-323	CORNER MULL CAP	3.00x 1.925x .063	5005-H32 ALUMINUM	OBE
23	HW-325	MULL CAP	3.00x 1.925x .063	5005-H32 ALUMINUM	OBE
24	HW-338	JAMB CAP	2.75x 1.925x .063	5005-H32 ALUMINUM	OBE
25	HW-500	MULLION	2.50x 5.00x .094	6063-T6 ALUMINUM	OBE
26	HW-501	HEAD	2.50x 5.203x .094	6063-T6 ALUMINUM	OBE
27	HW-502	SILL	2.50x 5.203x .094	6063-T6 ALUMINUM	OBE
28	HW-510	HEAVY MULLION	2.50x 5.234x .094	6063-T6 ALUMINUM	OBE
29	HW-532	ROLL OVER HORIZONTAL	2.50x 5.203x .094	6063-T6 ALUMINUM	OBE
30	HW-533	ROLL UNDER HORIZONTAL	2.50x 5.203x .094	6063-T6 ALUMINUM	OBE
31	HW-536	EXPANSION HORIZONTAL	1.625x 6.729x .094	6063-T6 ALUMINUM	OBE
32	HW-103-01	"F" ANCHOR (JAMB MULLION)	6.25x 2.869x 0.25x 4.062	6063-T6 ALUMINUM	OBE
33	HW-105-01	"T" ANCHOR (STD. & DOOR JAMB MULLION)	7.50x 2.869x 0.25x 4.062	6063-T6 ALUMINUM	OBE
34	HW-105-02	"T" ANCHOR (CORNER MULLION)	7.50x 2.869x 0.25x 4.061	6063-T6 ALUMINUM	OBE
35	HW-174-01	"L" ANCHOR (STD. & JAMB MULLION)	3.50x 6.0x 0.25x 4.062	6063-T6 ALUMINUM	OBE
36	HW-180-01	SHEAR BLOCK	3.508x 2.272x .50	6063-T6 ALUMINUM	OBE
37	HW-180-02	SHEAR BLOCK	3.508x 2.272x .50	6063-T6 ALUMINUM	OBE
38	HW-180-03	SHEAR BLOCK	3.508x 2.272x .50	6063-T6 ALUMINUM	OBE
39	HW-183-01	SHEAR BLOCK	2.827x 2.272x .125	6063-T6 ALUMINUM	OBE
40	HW-184-01	SHEAR BLOCK	3.153x 1.397x .125	6063-T6 ALUMINUM	OBE
41	HW-191-01	CORNER SPLICE	5.557x 1.125x 8.00x .125	6063-T6 ALUMINUM	OBE
42	HW-194-01	JAMB & STD. MULLION SPLICE	4.950x 1.125x 8.00x .125	6063-T6 ALUMINUM	OBE
43	HW-200-01	STD. MULLION ANCHOR SLEEVE	2.282x 4.953x 2.50x .125	6063-T6 ALUMINUM	OBE

C:\Users\thayr\Engineering\Express\Production - Documents\Projects\20-30425 Impact Curtain Wall (Reliance) - TDI Submittal\01 Drawings\2020 TDI Update\20-30425.4a Impact Curtain Wall (Wet Glazed).dwg

thayr

04/02/2021 - 1:42pm

C:\Users\thayer\Engineering\Express\Production - Documents\Projects\20-30425 Impact Curtain Wall (Reliance) - TDI Submittal\01\Drawings\2020 TDI Update\20-30425.4a Impact Curtain Wall (Wet Glazed).dwg

## BILL OF MATERIALS

ITEM NO.	PART NUMBER	DESCRIPTION	DIMENSIONS	MATERIAL	MANF. / SUPPLIER / REMARKS
44	HW-201-01	HEAVY MULL ANCHOR SLEEVE	2.282x 4.675x 2.50x .125	6063-T6 ALUMINUM	OBE
45	HW-201-02	HEAVY MULL SPLICE	2.282x 4.675x 8.00x .125	6063-T6 ALUMINUM	OBE
46	RS-15	REINFORCEMENT STEEL	.50x 4.00	ASTM A-36	OBE - ZINC PAINTED STEEL
46A	RS-17	REINFORCEMENT STEEL	.75x 4.00	ASTM A-36	OBE - ZINC PAINTED STEEL
47	RS-25	REINFORCEMENT STEEL	1.875x 4.721x 0.25	ASTM A-36	OBE - ZINC PAINTED STEEL
48	WW-110	FACE CAP	.50x 2.50x .050	6063-T5 ALUMINUM	OBE
49	WW-162	PRESSURE PLATE	.442x 2.394x .094	6063-T6 ALUMINUM	OBE
50	WW-224	COVER	2.50x 2.190x .078	6063-T5 ALUMINUM	OBE
51	WW-237	FILLER	.204x 4.905x .080	6063-T5 ALUMINUM	OBE
52	WW-352	ZONE PLUG	1.056x 1.675x .75	ABS PLASTIC	CHARLOMA
53	795	PERIMETER SEAL	-	SILICONE	DOWSIL
54	SCS 2000	PERIMETER SEAL	-	SILICONE	GE
55	995	POCKET SEAL	-	SILICONE	DOWSIL
56	SSG 4600	POCKET SEAL	-	SILICONE	GE
57	FASTENERS	MID POINT ANCHOR AT MULLIONS 5/8-18x 4 1/2" HH	4 1/2"	GRADE 5 ZINC PLATED	VARIES
58	FASTENERS	MID POINT ANCHOR AT MULLIONS 5/8-18x NUTS	-	GRADE 5 ZINC PLATED	VARIES
59	FASTENERS	MID POINT ANCHOR AT JAMBS 5/8-18x 1 3/4" HH FN THREAD	1 3/4"	GRADE 5 ZINC PLATED	VARIES
60	HW-108-01 "U" ANCHOR	AT DOOR JAMB MULLION & AT JAMB MULLION AT DOOR W/ NO SIDELITE & OPTIONAL AT JAMB MULLION	2.875x 1.468x 0.25x 4.062	6063-T6 ALUMINUM	OBE - USE ONLY AT BOTTOM.
61	D-226	DOOR JAMB	1.00x 5.00x .094	6063-T6 ALUMINUM	OBE
62	D-231	DOOR HEADER	1.00x 5.00x .094	6063-T6 ALUMINUM	OBE
63	GP-1015	INTERIOR GASKET	.319x 0.963	EPDM 70 DUROMETER	EPG
64	INSULATING GLASS UNIT SPACER	MODEL H 6.5 1/2" WIDEx 1/4" HIGHx 0.014" THICK		3105-H24 ALUMINUM	PROFILGLASS

FRANK BENNARDO, P.E.  
PE# 96064 CA.-F-11383



04/02/2021

**ENGINEERING EXPRESS**  
CORPORATE OFFICE:  
160 SW 12th AVE, SUITE 106  
DEERFIELD BEACH, FL 33442  
(954) 354-0660 | (866) 396-9999  
TEAM@ENGINEERINGEXPRESS.COM  
ENGINEERINGEXPRESS.COM

### Oldcastle BuildingEnvelope®

803 AIRPORT ROAD  
TERRELL, TX, 75160  
Phn. (972) 551-6100

Reliance™ StormMax® Wet Glazed  
CURTAIN WALL SYSTEM

REMARKS	DRWN	CHKD	DATE
INIT ISSUE	JEM	AJP	08/21/20
2020 TDI UPDATE	TAE	AJP	03/17/21

COPYRIGHT ENGINEERING EXPRESS®

20-30425.4

SCALE: NTS UNLESS NOTED

42

OF 42